

OKLAHOMA

MEN'S BASKETBALL

Mike Houck, Associate Communications Director

McClendon Center for Intercollegiate Athletics

180 West Brooks, Suite 2525 | Norman, OK 73019

Office: (405) 325-8227 | Cell: (405) 249-5892 | E-Mail: mhouck@ou.edu

www.SoonerSports.com | Twitter: @SoonerSportscom; @SoonerHoops; @LonKruger

26 NCAA Tournaments | 4 Final Fours | 14 Conference Championships | 30 All-Americans | 27 Postseason Appearances In The Last 30 Years

Oklahoma Schedule

N1	NORTHEASTERN STATE (Ex.)	W	85-51
N6	WASHBURN (Ex.)	W	85-59

N11	IDAHO STATE	W	78-74
N18	COPPIN STATE	W	92-65
N24	vs. Washington State #	W	74-59
N25	vs. Santa Clara #	W	85-73
N27	vs. Saint Louis #	L	63-83

D2	SACRAMENTO STATE	W	82-53
D8	ORAL ROBERTS	W	73-59
D10	ARKANSAS	W	78-63
D17	vs. Houston \$	W	79-74
D21	SOUTH CAROLINA STATE	W	83-48
D29	at Cincinnati %	L	55-56
D31	NORTHWESTERN STATE	W	83-63

J3	at Missouri	L	49-87
J7	KANSAS	1 p.m.	ESPNU
J9	at Oklahoma State	6 p.m.	ESPNU
J14	KANSAS STATE	12:30 p.m.	Big 12
J17	TEXAS TECH	7 p.m.	Big 12
J21	at Texas A&M	3 p.m.	Big 12
J24	BAYLOR	7 p.m.	Big 12
J28	at Kansas State	6 p.m.	FSKC

F1	at Kansas	8 p.m.	ESPNU
F4	IOWA STATE	5 p.m.	ESPN/2
F6	MISSOURI	6 p.m.	ESPNU
F11	at Texas Tech	7 p.m.	TTSN
F14	TEXAS	7 p.m.	Big 12
F18	at Iowa State	12:30 p.m.	Big 12
F22	OKLAHOMA STATE	7 p.m.	Big 12
F25	at Baylor	12:30 p.m.	Big 12
F29	at Texas	8 p.m.	ESPN2

M3	TEXAS A&M	3 p.m.	Big 12
M7-10	Big 12 Championship ^	TBD	B12/ESPN
M15-18	NCAA First/Second Rounds	TBD	CBS
M22-25	NCAA Regionals	TBD	CBS
M31/A2	NCAA Final Four	TBD	CBS

All times Central and subject to change

76 Classic (Anaheim, Calif.)

\$ All-College Classic (Oklahoma City)

% at U.S. Bank Arena

"Big 12" is Big 12 Network regional television

"FSKC" is Fox Sports Kansas City

"TTSN" is Texas Tech Sports Network

Radio (Sooner Sports Network)


Play-by-Play.....Toby Rowland

Analyst.....Mike Houck

TV (ESPNU)

Play-by-Play.....Dave Flemming

Analyst.....Fran Fraschilla

OKLAHOMA (10-3, 0-1)
SOONERS**At a Glance**

Date Saturday, Jan. 7

Site Norman, Okla.

Tip Time 1:05 p.m. CT

Radio KOK 1520 AM in OKC;

.....KTBZ 1430 AM in Tulsa; Sirius 92; XM 194

TV ESPN

Internet..... ESPN3.com

Series..... Kansas leads 136-64

No. 14/15 KANSAS (11-3, 1-0)
JAYHAWKS**PROJECTED OKLAHOMA STARTERS**

4 ANDREW FITZGERALD • F
6-8 • 247 • Jr. • Baltimore, Md.
Brewster Academy (N.H.)

PTS	REB	FG%	MIN
12.7	5.4	.490	25.4



NOTES: Averaging 15.4 points on .530 field goal shooting the last eight games (averaged 8.4 on .400 shooting the first five games) ... Has scored at least 13 points seven times in the last eight outings (season-high 18 two of last three) ... Logged double-double (12 points, 13 rebounds) vs. Santa Clara Nov. 25 ... An honorable mention All-Big 12 selection last year who started all 32 games ... Led OU's regulars last season with a .486 field goal mark.

24 ROMERO OSBY • F
6-8 • 232 • Jr. • Meridian, Miss.
Mississippi State University

PTS	REB	FG%	MIN
10.5	8.3	.469	27.5



NOTES: Averaging 10.5 points and team-high 8.3 rebounds (ranks third in Big 12) ... Ranks second in league with 2.9 offensive rebounds per game and with four double-doubles ... Has grabbed at least 10 boards in six of 13 outings ... His 18 rebounds vs. S.C. State tied as most by a Sooner since Blake Griffin three seasons ago ... Shooting .526 from field at home and .411 away from home ... A top-75 national recruit coming out of high school.

1 SAM GROOMS • G
6-1 • 203 • Jr. • Greensboro, N.C.
Chipola College (Fla.)

PTS	REB	AST	MIN
7.0	3.3	5.5	28.8



NOTES: Ranks second in Big 12 in assists (5.5) and assist-to-turnover ratio (2.6) ... Has recorded at least 6 assists seven times and at least 8 assists four times ... Has 34 assists and 11 turnovers the last five contests (3.1 ratio) ... Averaging 28.8 minutes (second most on team) ... Ranks second on squad with 29 free throw makes ... Rated as country's No. 3 juco prospect last year by JucoRecruiting.com ... Signed with South Florida out of high school.

2 STEVEN PLEDGER • G
6-4 • 222 • Jr. • Chesapeake, Va.
Atlantic Shores Christian School

PTS	REB	3FG%	MIN
18.2	4.0	.486	30.9



NOTES: Ranks No. 3 in Big 12 in scoring (18.2) and No. 4 in treys per game (2.8) ... Ranks fifth in league in FG percentage (.532), second (ninth nationally) in 3-point FG percentage (.486) and fifth in FT percentage (.857) ... Has scored at least 22 points three times in last six games ... Has five 20-plus scoring efforts (three all of last year) ... Has scored 11 points in each of three losses ... Named to 76 Classic and All-College Classic all-tourney teams.

21 CAMERON CLARK • G
6-6 • 198 • So. • Sherman, Texas
Sherman High School

PTS	REB	AST	MIN
8.5	3.5	1.7	25.0



NOTES: Has started all 45 of his career games ... Averaging 5.7 points over the last six games after averaging 14.0 the previous five ... Has scored in double figures once in the last six outings ... Scored a season-high 18 points Dec. 2 vs. Sacramento State ... Averaged 9.4 points and 4.5 rebounds last season as a freshman ... Shot .474 from the field last year but owns a .381 mark this season ... A consensus national top-40 recruit out of high school.

OKLAHOMA'S TOP RESERVES

No.	Name	Position	Height	Weight	Class	Points	Rebounds	Assists	Minutes
15	Tyler Neal	F	6-7	227	So.	6.0	3.2	0.8	17.3
14	Carl Blair	G	6-2	205	Jr.	3.1	1.6	2.6	14.8
5	C.J. Washington	F	6-7	230	Sr.	2.6	3.8	0.4	10.1
32	Casey Arent	C	6-10	227	Jr.	2.0	3.0	0.1	9.3
31	Barry Honoré	F	6-7	270	Sr.	1.1	1.1	0.2	5.2

PROJECTED KANSAS STARTERS

No.	Name	Position	Height	Weight	Class	Points	Rebounds	Assists	Minutes
0	Thomas Robinson	F	6-10	237	Jr.	17.5	12.3	1.6	31.0
5	Jeff Withey	C	7-0	235	Jr.	7.7	6.0	0.9	21.3
10	Tyshawn Taylor	G	6-3	185	Sr.	15.1	1.6	5.1	31.9
15	Elijah Johnson	G	6-4	195	Jr.	9.7	2.9	3.8	30.8
24	Travis Releford	G	6-6	210	Jr.	8.8	4.3	1.6	29.6

Head Coach Lon Kruger

► Lon Kruger was named Oklahoma's 14th head men's basketball coach on April 1, 2011.

► Owns a 489-307 (.614) collegiate record over 25 years.

► Has coached at Texas-Pan American (52-59 record from 1982-86), Kansas State (81-46 from 1986-90), Florida (104-80 from 1990-96), Illinois (81-48 from 1996-00) and UNLV (161-71 from 2004-11).

► Served as head coach of NBA's Atlanta Hawks from 2000-03 (69-122 record) and was an assistant for New York Knicks (2003-04 season).

► Averaged 25.4 wins at UNLV over the last five years (four NCAA appearances and one NIT trip) and won at least 21 games each of those five seasons.

► Coached UNLV to a 55-25 (.688) Mountain West Conference record the last five seasons.

► Has taken teams to 13 NCAA Tournaments (14-13 record) and four NITs (4-5 record).

► Coached Florida to the 1994 Final Four, Kansas State to the 1988 Elite Eight and UNLV to the 2007 Sweet 16.

► Has led all five of the college programs he has coached to 20-win seasons.

► Is one of five coaches in Division I college basketball history to take four different schools to the NCAA Tournament and is one of three coaches to win an NCAA Tournament game at four schools.

► Is one of just two head coaches in Division I history to lead at least four different schools to multiple NCAA Tournament wins.

► Is one of four coaches to lead three different schools to NCAA Sweet 16 appearances.



Lon Kruger Year by Year

Year	School	Record	Pct.
1982-83	Pan American	7-21	.250
1983-84	Pan American	13-14	.481
1984-85	Pan American	12-16	.429
1985-86	Pan American	20-8	.714
1986-87	* Kansas State	20-11	.645
1987-88	* Kansas State	25-9	.735
1988-89	* Kansas State	19-11	.633
1989-90	* Kansas State	17-15	.531
1990-91	Florida	11-17	.393
1991-92	^ Florida	19-14	.576
1992-93	^ Florida	16-12	.571
1993-94	* Florida	29-8	.784
1994-95	* Florida	17-13	.567
1995-96	Florida	12-16	.429
1996-97	* Illinois	22-10	.688
1997-98	* Illinois	23-10	.697
1998-99	Illinois	14-18	.438
1999-00	* Illinois	22-10	.688
2004-05	^ UNLV	17-14	.548
2005-06	UNLV	17-13	.567
2006-07	* UNLV	30-7	.811
2007-08	* UNLV	27-8	.771
2008-09	^ UNLV	21-11	.656
2009-10	* UNLV	25-9	.735
2010-11	* UNLV	24-9	.727
2011-12	Oklahoma	10-3	.769
Totals		489-307	.614

* NCAA Tournament

^ National Invitation Tournament

SATURDAY'S GAME BASICS

Oklahoma (10-3, 0-1) plays its Big 12 Conference home opener Saturday at 1 p.m. CT when Kansas (11-3, 1-0) visits Lloyd Noble Center. The Sooners, who lost 87-49 at No. 7 Missouri on Tuesday, are 7-0 at home this season. The No. 14/15 Jayhawks, are coming off a 67-49 home win over Kansas State on Wednesday. Saturday's contest will air on the Sooner Radio Network (KOKC AM 1520 in Oklahoma City; KTBZ AM 1430 in Tulsa; Sirius 92; XM 194) with **Toby Rowland** and **Mike Houck** announcing. The game will be televised by ESPNU with **Dave Flemming** and **Fran Fraschilla** calling the action.

SOONER UPDATE

► Picked to finish last (tied with Texas Tech) by Big 12 coaches in the league's preseason poll, Oklahoma finished non-conference play with a 10-2 record (fourth best in the league).

► The Sooners are 10-5 in Big 12 home openers. They have won 19 of their last 23 overall home games.

► In seven home games this year (all wins), the Sooners are shooting .472 from the field, .422 from behind the arc and .755 from the free throw line. Opponents are shooting .382, .253 and .639, respectively. OU also owns a +14.0 rebounding advantage at home this year.

► The junior trio of **Steven Pledger** (.574), **Andrew Fitzgerald** (.541) and **Romero Osby** (.526) is shooting a combined .548 from the field at home this year. The threesome has accounted for 51 percent of the team's points at Lloyd Noble Center.

► Oklahoma had been impressive defensively over a seven-game stretch prior to Tuesday night's loss at Missouri. In those seven games, OU held opponents to an average of 59.4 points on .367 field goal and .257 3-point shooting. On Tuesday, Missouri scored 87 points with the help of .593 field goal and .571 (11-for-21) 3-point shooting.

► Out of 338 Division I teams, OU ranks No. 11 nationally in rebounds per game (40.7), No. 12 in offensive rebounds per game (15.4), No. 14 in 3-point field goal percentage (.402), No. 30 in free throw percentage (.741) and No. 65 in scoring (74.9 ppg).

► The Sooners have scored at least 75 points eight times in their 13 games (62 percent) after doing it seven times in its 32 contests last year (22 percent).

► OU has shot better than .500 from 3-point range in four of its last eight games. However, the Sooners are averaging just 3.7 treys over their last three.

► OU's wins over Sacramento State (by 29 points), Coppin State (27), Arkansas (15), Washington State (15), Oral Roberts (14) and Houston (5) represent those teams' largest margins of defeat this year. The Sooners also handed South Carolina State (35 points) its second worst defeat.

► Rebounding was mentioned by Kruger several times in the preseason as a concern of his for 2011-12. However, OU has outboarded 11 of its 13 opponents and ranks second in the Big 12 with its +8.5 margin per contest despite not starting anyone taller than 6-8. Included were a +34 effort against Coppin State (61-27) on Nov. 18 and a +27

Stats Comparison



CATEGORY	OU	KU
Overall Record	10-3	11-3
Points Per Game	74.9	75.4
Opp. Points Per Game	65.9	59.1
Rebounds Per Game	40.7	39.4
Rebounding Margin	+8.5	+9.1
Field Goal Pct.	.446	.479
Opp. Field Goal Pct.	.409	.369
3-Point Pct.	.402	.357
Opp. 3-Point Pct.	.328	.338
Free Throw Pct.	.741	.689
Personal Fouls Per Game	16.8	18.2
Assists Per Game	14.7	15.9
Turnovers Per Game	12.9	15.0
Blocked Shots Per Game	3.8	5.6
Steals Per Game	6.3	7.4



► Steven Pledger

No.	Name	Position	Height	Weight	Class	Hometown (Last School)
1	Sam Grooms	G	6-1	203	Jr.	Greensboro, N.C. (Chipola College [Fla.])
2	Steven Pledger**	G	6-4	222	Jr.	Chesapeake, Va. (Atlantic Shores Christian School)
3	T.J. Franklin	G	5-11	175	Sr.	Fort Worth, Texas (North Crowley HS)
4	Andrew Fitzgerald**	F	6-8	247	Jr.	Baltimore Md. (Brewster Academy [N.H.])
5	C.J. Washington*	F	6-7	230	Sr.	Stringtown, Okla. (Connors State JC)
12	Jarrod Kruger#	G	6-1	174	So.	Topeka, Kan. (Kansas State University)
13	James Fraschilla	G	5-10	142	Fr.	Dallas, Texas (Highland Park HS)
14	Carl Blair*	G	6-2	205	Jr.	Houston, Texas (University of New Orleans)
15	Tyler Neal*	F	6-7	227	So.	Oklahoma City, Okla. (Putnam City West HS)
21	Cameron Clark*	G	6-6	198	So.	Sherman, Texas (Sherman HS)
22	Amath M'Baye#	F	6-9	214	Jr.	Bordeaux, France (University of Wyoming)
24	Romero Osby	F	6-8	232	Jr.	Meridian, Miss. (Mississippi State University)
31	Barry Honoré*	F	6-7	270	Sr.	Garland, Texas (Southern University)
32	Casey Arent	C	6-10	227	Jr.	Penryn, Calif. (Sierra College)

* Letters earned at Oklahoma #Sitting out 2011-12 season

2011-12 Big 12 Standings

Through Friday, Jan. 6

Team	Big 12			Overall		
	W	L	Pct.	W	L	Pct.
Baylor	1	0	1.000	14	0	1.000
Missouri	1	0	1.000	14	0	1.000
Iowa State	1	0	1.000	11	3	.786
Kansas	1	0	1.000	11	3	.786
Oklahoma State	1	0	1.000	8	6	.571
Kansas State	0	1	.000	11	2	.846
Oklahoma	0	1	.000	10	3	.769
Texas	0	1	.000	10	4	.714
Texas A&M	0	1	.000	9	4	.692
Texas Tech	0	1	.000	7	6	.538



Oklahoma Quick Facts

Official Name: University of Oklahoma

Location: Norman, Okla.

Founded: 1890

Enrollment: 30,754

Nickname: Sooners

Colors: Crimson and Cream

President: David L. Boren

Athletics Director: Joe Castiglione

Arena: Lloyd Noble Center (12,000)

First Year of Basketball: 1907-08

NCAA Tournament Appearances: 26

NIT Appearances: 7

All-Time Record: 1,535-981 (.610)

Regular Season Conference Championships: 14 (1928, 1929, 1939, 1940, 1942, 1944, 1947, 1949, 1979, 1984, 1985, 1988, 1989, 2005)

Conference Tournament Championships: 7 (1979, 1985, 1988, 1990, 2001, 2002, 2003)

Head Coach: Lon Kruger (Kansas State '75)

Career Record: 489-307 (26th year)

Oklahoma Record: 10-3 (first year)

NCAA Appearances: 13 (most recent 2011)

NIT Appearances: 4 (most recent 2009)

Assistant Coaches: Chris Crutchfield (Nebraska-Omaha '92), Steve Henson (Kansas State '90), Lew Hill (Wichita State '88)

Director of Operations: Mike Shepherd (Kansas State '92)

Director of Student-Athlete Performance: Jozsef Szendrei (Oklahoma '03)

Video Coordinator: Scott Thompson

Equipment Manager: Marco Griego

Graduate Managers: Wade Mason, Teddy Owens

Athletics Trainer: Alex Brown

Team Physician: Dr. Brock Schnebel

Official Website: SoonerSports.com

performance against South Carolina State (63-36) on Dec. 21. The Sooners own a 202-146 offensive rebounding advantage on the year (despite shooting considerably better than their opponents (.446 to .409).

PLEDGER OFF TO SIZZLING START

► After averaging 8.6 points and shooting .386 from the field and .345 from long distance over his first two seasons, junior guard **Steven Pledger** is averaging 18.2 points this year and is shooting .532 from the field and .484 from 3-point range (single-season school record is .473 by **Tim Heskett** in 1998-99). Pledger ranks third in the Big 12 in scoring, second in 3-point field goal percentage, fourth in 3-pointers per game (2.8) and fifth in field goal percentage and free throw percentage (.857).

► To help put Pledger's .532 field goal performance into perspective, the only OU guard since the start of the 3-point era in 1986-87 (25 years ago) to shoot at least .500 from the field over the course of an entire season was **Nolan Johnson** in 1999-00. Johnson shot .559 that year but only attempted two 3-point field goals and made none. Pledger has attempted 70 treys (made 34).

► Pledger has scored in double figures in each of his 12 outings and has shot at least .500 from the field in eight games. He has scored at least 20 points five times after doing it three times all of last season.

► Pledger averaged 13.6 points per 40 minutes last season but has significantly increased that projection this year (23.5).

► Pledger has made 74 field goals this year, already putting him at 66 percent of last year's total (112).

MORE INDIVIDUAL NOTES

► Junior guard **Sam Grooms** has been strong at the point, ranking No. 2 in the Big 12 in assists (5.5) and assist-to-turnover ratio (2.6). He has recorded one or zero turnovers five times in 13 games and ranks second on the team in minutes (28.8). Over the last five outings, Grooms has 34 assists (6.8 average) and 11 turnovers (3.1 ratio). Only one Sooner in the last 15 years averaged more assists per game for an entire season than Grooms' current 5.5 average (6.9 by **Terrell Everett** in 2005-06).

► Junior forward **Romero Osby** ranks second in the Big 12 with his 2.9 offensive rebounds per game and third with his 8.3 overall boards per outing. He has recorded at least 10 rebounds on six occasions this year (his career high entering the season was eight). He pulled down a career-high 18 boards vs. South Carolina State on Dec. 21 and followed with 12 at Cincinnati Dec. 29.

► Junior forward **Andrew Fitzgerald** has scored in double figures in each of the last eight games (averaging 15.4 during stretch on .530 shooting) after doing it just twice in OU's first five outings (averaged 8.4 points on .400 shooting). He has scored at least 13 points in seven of the last eight games, including season highs of 18 points in two of the last three.

► OU's lone senior on scholarship, forward **C.J. Washington** has provided a big lift off the bench the last two home outings. In games against South Carolina State and Northwestern State, Washington averaged 6.5 points and 8.5 rebounds in an average of just 13.5 minutes. Projected to 40 minutes per game, those scoring and rebounding averages jump to 19.3 and 25.2, respectively.

► Head coach **Lon Kruger** is just 11 victories shy of 500 for his career. He ranks second among current Big 12 head coaches with 489 career wins (Texas' **Rick Barnes** has 534 victories).

CLEANING THE GLASS

► OU leads the Big 12 in rebounds per game at 40.7 (ranks No. 11 nationally), offensive rebounds per game at 15.4 (ranks No. 12 nationally) and offensive rebounding percentage at 43 percent. It ranks second in the league in average rebounding margin at +8.5 (Kansas is at +9.1).

► The Sooners have outrebounded all but two of their 13 opponents (Washington State and Missouri).

► Oklahoma's top two rebounding totals of the 16-year Big 12 era have been recorded this year (63 vs. S.C. State and 61 vs. Coppin State).

► OU has pulled down double-digit offensive rebounds in all but the Sacramento State and Missouri games and is averaging 15.4 offensive boards per contest to its opponents' 11.4. The Sooners are averaging 13.5 second-chance points while foes are averaging 10.9.

► The Sooners are averaging 6.9 more offensive rebounds per game this year than last (15.4 to 8.5).

TUESDAY'S MISSOURI RECAP (BOX SCORE ON PAGE 11 OF THESE NOTES)

► Oklahoma's Big 12 opener was not a memorable one, as the Sooners lost 87-49 at No. 7/6 Missouri on Tuesday. The Tigers, who entered the game ranked No. 1 in the country in field goal percentage, shot .593 on the night and drained 12 of their 21 3-point attempts (.571). They held OU to .333 field goal and .273 (3-for-11) 3-point shooting.

► Missouri became just the second team to outrebound OU in 13 games this year. The Tigers posted a 38-23 advantage on the glass and held the Sooners to their lowest offensive rebounding total of the year (seven).

► The Sooners committed a season-high 18 turnovers but outrebounded the Demons 38-30.

► Missouri led 43-25 at halftime and scored on 10 of its first 11 possessions of the second half to go ahead 68-36.

► Junior forward **Andrew Fitzgerald** matched a career high with eight field goals and tied a season high with 18 points. At 8-for-15, he was the only Sooner who shot at least .500 from the field.

► Junior guard **Steven Pledger** made all three of OU's 3-pointers (on six attempts) and netted 11 points to tie a season low.

► On a bright note, OU made all 10 of its free throw attempts and committed a season-low-tying eight turnovers.

PREVIEWING KANSAS

► Ranked No. 14 and No. 15 in the AP and coaches' polls, 11-3 Kansas picked up a 67-49 home win over No. 23/22 Kansas State on Wednesday in the Big 12 opener for both teams. The Jayhawks held K-State to .316 shooting and outrebounded it 50-26.

AP Top 25 Poll**January 2**

School	Record
1. Syracuse (60)	15-0
2. Kentucky (5)	13-1
3. North Carolina	13-2
4. Baylor	13-0
5. Duke	12-1
6. Ohio State	13-2
7. Missouri	13-0
8. Connecticut	12-1
9. Georgetown	12-1
10. Michigan State	13-2
11. Louisville	12-2
12. Indiana	13-1
13. Florida	11-3
14. Kansas	10-3
15. Mississippi State	13-2
16. Michigan	12-2
17. UNLV	15-2
18. Wisconsin	12-3
19. Murray State	14-0
20. Marquette	12-2
21. Virginia	12-1
22. Harvard	12-1
23. Kansas State	11-1
24. San Diego State	12-2
25. Gonzaga	11-2

ESPN/USA Today Top 25 Poll**January 2**

School	Record
1. Syracuse (30)	15-0
2. Kentucky (1)	13-1
3. Duke	12-1
4. North Carolina	13-2
5. Baylor	13-0
6. Missouri	13-0
7. Ohio State	13-2
8. Connecticut	12-1
9. Georgetown	12-1
10. Louisville	12-2
11. Michigan State	13-2
12. Indiana	13-1
13. Michigan	12-2
14. Florida	11-3
15. Kansas	10-3
16. Mississippi State	13-2
17. UNLV	15-2
18. Murray State	14-0
19. Wisconsin	12-3
20. Marquette	12-2
21. Harvard	12-1
22. Kansas State	11-1
23. Virginia	12-1
24. Creighton	11-2
25. San Diego State	12-2

OU opponents and potential opponents in **bold**

► KU is 8-0 at home and 3-3 away from Allen Fieldhouse. Its losses have come to Kentucky (75-65 in New York), Duke (68-61 in Hawaii) and Davidson (80-74 in Kansas City).

► The Jayhawks average 75.4 points per game (rank fifth in Big 12) and are shooting .479 from the field (fourth), .357 from 3-point distance (sixth) and .689 from the free throw line (seventh). They lead the league in rebounding margin (+9.1 per game).

► Junior forward **Thomas Robinson**, a teammate of OU's **Andrew Fitzgerald** at Brewster Academy in New Hampshire, ranks fourth in the Big 12 in scoring (17.5 ppg) and first in rebounding (12.3 rpg; ranks No. 2 nationally). Robinson's 10 double-doubles are six more than the league's second-highest total (four by OU's **Romero Osby**). The reigning Big 12 Player of the Week is averaging 22.5 points and 17.0 rebounds the last two games.

► Senior guard **Tyshawn Taylor** averages 15.1 points and a team-high 5.1 assists per game (ranks fourth in league). A career .360 3-point shooter entering the season, Taylor has made 18 of his 36 attempts this season (.500).

► Junior guards **Elijah Johnson** and **Travis Releford** average 9.7 and 8.8 points per game, respectively. Johnson also averages 3.8 assists, while Releford is coming off his first career double-double (16 points, 11 rebounds vs. Kansas State).

► **Bill Self** is in his ninth year as Kansas' head coach and owns a 248-49 record. He's in his 19th year overall.

OU-KANSAS SERIES HISTORY

Kansas is the only Big 12 program with a winning record against Oklahoma. The Jayhawks own a 136-64 series advantage and are 46-40 in Norman. The Sooners had won three of the five overall meetings in the series and four of the seven prior to Kansas' current six-game victory streak. OU is 4-15 against the Jayhawks since the formation of the Big 12 Conference (2-6 in Norman). They have won two of the last five against KU in Norman (won 77-70 in 2003 and 71-63 in 2005).

LAST YEAR VS. THE JAYHAWKS (BOX SCORE ON PAGE 11 OF THESE NOTES)

Kansas' **Marcus Morris** (23 and nine) and **Markieff Morris** (19 and 10) combined for 42 points and 19 rebounds as the Jayhawks posted an 82-70 win in Norman on Feb. 26 of last season. KU shot .568 from the field (.708 in the first half) and made 26 of 35 free throw attempts. The Sooners committed a season-low six turnovers, but also recorded a season-low 16 rebounds (to KU's 35). **Cade Davis** led OU with 19 points (10-for-11 on free throws) while **Andrew Fitzgerald** netted 16 points and **Cameron Clark** (10).

SOONER TIP INS

► The last time Oklahoma beat a top-15 team was Feb. 6, 2009 (defeated No. 9 Texas 80-71).

► While head coach at Kansas State from 1987-90, **Lon Kruger** compiled a 4-7 record against Kansas. Two of the losses came in overtime and another was by one point. OU assistant coach **Steve Henson** played in all 11 of those contests.

► Oklahoma has recorded 40 dunks in its 13 games (3.1 average) and junior forward **Romero Osby** has 22 of them (55 percent).

► Osby has grabbed at least six rebounds in 10 of 13 games this year. In his 35 games at Mississippi State as a sophomore in 2009-10, Osby pulled down at least six boards on three occasions.

► Osby and fellow junior Andrew Fitzgerald lead the team with five charges taken each.

► Last year, **Steven Pledger** averaged 15.4 points in OU's wins and 7.4 points in its losses. This year, the junior guard is averaging 20.6 points in wins and 11.0 in defeats (scored 11 in each of three losses).

► Pledger is the only Sooner to make a 3-pointer the last two games (three treys in each).

► Oklahoma and Texas are the only two Big 12 schools who have eight players each averaging at least 3.0 rebounds.

UP NEXT

The Sooners have a quick turnaround and play at Oklahoma State on Monday at 6 p.m. CT. The game will be televised by ESPN.

QUANTIFYING OU'S BASKETBALL TRADITION

► This is the 105th season of Oklahoma varsity basketball (the program's first game was Nov. 26, 1907).

► OU owns a 1,535-980 (.610) all-time record, ranking it 30th in NCAA Division I history in wins and 41st in winning percentage.

► Oklahoma has participated in four NCAA Final Fours (1939, 1947, 1988 and 2002) and in two NCAA championship games (it lost to Holy Cross in 1947 and to Kansas in 1988).

► OU has made 26 NCAA Tournament appearances and seven postseason NIT showings. It has made 22 NCAA Tournament appearances over the last 29 years.

► Oklahoma has made 27 postseason appearances over the last 30 years (22 NCAA Tournaments and five NITs).

► The Sooners have won 14 regular season conference championships (most recently in 2005) and seven conference tournament titles (including the 2001, 2002 and 2003 Big 12 crowns).

► The Sooners posted the eighth best NCAA Division I winning percentage (.731) in the 1980s and the eighth best (.738) in the 2000s.

► Twenty different Sooners have earned All-America honors a total of 30 times. They have earned consensus first-team All-America acclaim nine times and consensus second-team honors on four occasions.

► **Wayman Tisdale** was a three-time consensus first-team All-American during his three seasons at OU (1983-85).

► Oklahoma players have earned first-team all-conference accolades a total of 73 times.

► The Sooners own a winning record against eight of the other nine members of the Big 12 Conference (Kansas is the only league program with a series lead against OU).

► OU has played its home games in four different venues: the OU Gymnasium (1907-1919), the R.O.T.C. Armory (1919-1928), the OU Field House (1928-75) and Lloyd Noble Center (1975-present).

PLAYER NOTES

1 SAM GROOMS (6-1, 203, JUNIOR, GUARD)

- ▶ Point guard who's averaging 7.0 points, 3.3 boards and 5.5 assists in 28.8 minutes a contest.
- ▶ Ranks second in Big 12 in assists and assist-to-turnover ratio (2.5).
- ▶ Has registered 34 assists and 11 turnovers (3.1 ratio) during the last five games.
- ▶ Recorded 17 assists and 4 turnovers (4.3 ratio) in three 76 Classic games Nov. 24-27.
- ▶ Point guard who transferred from Chipola College in Florida.
- ▶ Rated as nation's third-best junior college player in 2010-11 by JucoRecruiting.com.
- ▶ Started 50 games in his two seasons at Chipola (averaged 11.1 points, 5.9 assists last year).

2 STEVEN PLEDGER (6-4, 222, JUNIOR, GUARD)

- ▶ Averaging 18.2 points (ranks No. 3 Big 12), 4.0 rebounds and 1.8 assists in 30.9 minutes.
- ▶ Ranks second among Big 12 guards with his .532 field goal percentage.
- ▶ Ranks ninth nationally with his .486 3-point percentage (.523 last 8 games).
- ▶ Averaging 20.6 points in team's wins and has scored 11 in each of three losses.
- ▶ Recorded first career double-double vs. Houston on Dec. 17 (31 points, 10 rebounds).
- ▶ Has five games of at least 20 points this year (had three all of last season).
- ▶ Averaging 23.5 points per 40 minutes (averaged 13.6 points per 40 minutes last year).
- ▶ Named to 76 Classic and All-College Classic all-tournament teams.
- ▶ Suspended for opener vs. Idaho State (impermissible participation in summer pro-am game).
- ▶ Averaged a team-high 15.4 points in OU's wins last year compared to 7.4 points in losses.
- ▶ Shot .416 from 3-point range at home last year and .284 away from home.
- ▶ Scored a career-high 38 points (career highs of 12 field goals, 7 treys and 7 free throw makes) in overtime win at Iowa State last season (scored 17 of team's final 21 points).

3 T.J. FRANKLIN (5-11, 175, SENIOR, GUARD)

- ▶ Averaging 3.0 minutes in his nine games this year (has 2 points and 2 assists).
- ▶ Played a career-high 9 minutes Dec. 2 vs. Sacramento State (2 points, 1 assist, 1 steal).
- ▶ A walk-on point guard who is the only fourth-year player on team.
- ▶ Played a total of 16 minutes last year (12 games) and scored four points.
- ▶ Helped North Crowley HS (Fort Worth, Texas) to 38-1 record and 2008 Class 5A state title.
- ▶ Voted by teammates as squad's hardest worker, best leader by example, most impressive in the weight room, fastest from baseline to baseline and best video game player.
- ▶ An information studies major at OU who graduated No. 7 in his high school class.

4 ANDREW FITZGERALD (6-8, 247, JUNIOR, FORWARD)

- ▶ Averaging 12.7 points and 5.4 rebounds (ranks second on team in both categories).
- ▶ Has recorded a season-high 18 points twice in the last three outings.
- ▶ Averaging 15.4 points the last eight games after averaging 8.0 the first five.
- ▶ Shooting .530 from field the last eight outings after shooting .400 the first five.
- ▶ Averaged 7.3 boards in three 76 Classic games (tied for second most in tournament).
- ▶ OU's leading returning scorer (12.6) and rebounder (5.0) from last season. Also led team with his 21 blocked shots and 34 steals in an average of 30.8 minutes per game.
- ▶ An honorable mention All-Big 12 selection as a sophomore last season.
- ▶ Started all 32 games last year and scored at least 10 points 22 times (at least 20 four times).
- ▶ Arrived at OU in summer 2009 weighing 273 pounds but entered 2011-12 season at 247.

5 C.J. WASHINGTON (6-7, 230, SENIOR, FORWARD)

- ▶ Averaging 2.6 points and 3.8 rebounds in 10.1 minutes a game (DNP in season opener).
- ▶ Averaging 6.5 points and 8.5 rebounds last two home games in 13.5 minutes per contest.
- ▶ Seven of his career-high 12 boards (in 13 min.) against South Carolina State were offensive.
- ▶ Leads team in rebounds per minute (40-minute projection is 15.2 boards).
- ▶ Handed out 3 assists vs. Coppin State in his first game of year (recorded 2 all of last season).
- ▶ Came off bench in each of his 31 games last year and averaged 2.5 points and 3.1 rebounds.
- ▶ A first-team junior college All-American at Connors State College (Warner, Okla.) in 2009-10 when he averaged 19.3 points, a school-record 13.0 rebounds and 1.8 block per game.
- ▶ Named the 2010 Region II Junior College Player of the Year and Region II Tournament MVP.
- ▶ Recorded 25 double-doubles in his 32 games (including a stretch of 14 straight).

13 JAMES FRASCHILLA (5-10, 142, FRESHMAN, GUARD)

- ▶ A walk-on point guard from Dallas, Texas, who has 2 points in his 6 appearances (8 minutes).
- ▶ Helped Highland Park HS to a 22-8 record last year and a District 10-4A championship.
- ▶ Averaged 5.9 points, 5.0 assists and 2.7 steals as a senior to earn all-district honors.
- ▶ Voted by teammates as the Sooner who would make the best college head coach.
- ▶ Son of ESPN analyst and former college head coach Fran Fraschilla.

14 CARL BLAIR (6-2, 205, JUNIOR, GUARD)

- ▶ Averaging 3.1 points and 2.6 assists in 14.8 min. a game (has come off bench last 12 games).
- ▶ Started season opener vs. Idaho State (season highs of 12 points, 6 rebounds, 5 assists).
- ▶ Shot .250 from 3-point range last year (14-for-56) but off to an 8-for-19 start this year (.421).
- ▶ Played in 30 of team's 32 games last year and made 25 starts (including last 22 contests).
- ▶ Averaged 7.5 points and team-high 4.7 assists in 27.6 minutes a game.
- ▶ Assists average ranked third in Big 12.
- ▶ Led Sooners in assists in 21 games, including nine of the last 10.
- ▶ Transfer from New Orleans who averaged 9.2 points, 4.4 rebounds and 3.7 assists in 2009-10.
- ▶ Recorded triple-double at New Orleans (13 points, 10 rebounds and 11 assists).

15 TYLER NEAL (6-7, 227, SOPHOMORE, FORWARD)

- ▶ Has come off the bench to average 6.0 points and 3.2 boards in 17.3 minutes an outing.
- ▶ Shooting .395 (15-for-38) from 3-point range and .850 (17-for-20) from free throw line.
- ▶ Recorded a career-high 18-point game vs. Arkansas Dec. 10 (career highs of 4 treys, 4 assists).
- ▶ Played in 26 of team's 32 games last year as a freshman and made six starts.
- ▶ Averaged 4.2 points and 2.3 rebounds in 12.5 minutes a game.
- ▶ One of team's better free throw shooters last year (.814).
- ▶ Earned state-player-of-the-year honors from Gatorade, the Oklahoma Coaches Association and The Oklahoman as a high school senior at Putnam City West.

21 CAMERON CLARK (6-6, 198, SOPHOMORE, GUARD)

- ▶ Has started all 44 games of his college career.
- ▶ Averaging 5.7 points the last six games after averaging 14.0 the previous five.
- ▶ Has scored in double figures once in last six games.
- ▶ Held scoreless vs. Arkansas (Dec. 10) and at Cincinnati (Dec. 29).
- ▶ Ranked fourth on team in scoring (9.3 ppg) last year and third in rebounding (4.5 rpg).
- ▶ Ranked eighth in Big 12 (second among freshmen) with his 33.6 minutes per game.
- ▶ Scored in double figures 14 times and netted at least 25 points twice.
- ▶ Averaged 13.1 points in wins and 6.3 points in losses.
- ▶ Played at least 40 minutes on seven occasions.
- ▶ Ranked No. 32 as a high school senior by ESPN, No. 34 by Rivals.com and No. 39 by Scout.com.

24 ROMERO OSBY (6-8, 232, JUNIOR, FORWARD)

- ▶ Averaging 10.5 points and team-high 8.3 rebounds in 27.5 minutes a game.
- ▶ Ranks third in Big 12 in rebounding and second in offensive rebounding (2.9 per game).
- ▶ Ranks second in Big 12 with four double-doubles.
- ▶ Has grabbed 10+ rebounds in six of 13 outings (at least 6 boards in all but three games).
- ▶ His 18 rebounds vs. S.C. State Dec. 21 tied as most by a Sooner in three seasons.
- ▶ Registered 17 points, 10 boards and four assists (all career highs at the time) in opener vs. Idaho State and followed with another double-double (11 points, 10 boards) vs. Coppin State.
- ▶ Sat out last season after transferring from Mississippi State University.
- ▶ Averaged 4.2 points and 2.6 rebounds in 12.8 minutes a game during his two seasons at MSU.
- ▶ Played in 35 of 36 games as a sophomore (three starts) and averaged 4.3 points and 2.6 boards.
- ▶ Rated No. 57 nationally by Rivals.com and No. 70 by Scout.com out of high school.

31 BARRY HONORÉ (6-7, 270, SENIOR, FORWARD)

- ▶ Averaging 1.1 points, 1.1 rebounds and 0.5 blocks in 5.2 minutes a game.
- ▶ Recorded OU career highs of 4 points, 4 boards and 2 assists Dec. 31 vs. Northwestern State.
- ▶ A walk-on who transferred from Southern University and is one of three seniors on the team.
- ▶ Averaged 1.2 points and 1.0 rebound in 5.7 minutes a game last year (shot .632 from field).
- ▶ Named 2008 Southwestern Athletic Conference Freshman of the Year after averaging 8.8 points and 5.1 rebounds a game at Southern.
- ▶ Started 54 of his 60 games during his two-year career at Southern.

32 CASEY ARENT (6-10, 227, JUNIOR, CENTER)

- ▶ Averaging 2.0 points and 3.0 boards in 9.3 minutes per outing (has played in 11 games).
- ▶ Has 16 offensive rebounds and 17 defensive boards.
- ▶ Scored 4 points and tied a career high with 9 rebounds Dec. 21 vs. S.C. State (10 minutes).
- ▶ Rated as the nation's 22nd-best juco player last year by JucoRecruiting.com.
- ▶ Earned first-team All-Big 8 and first-team all-state honors as a sophomore last year at Sierra College in Rocklin, Calif.
- ▶ Averaged 19.1 points and 11.4 rebounds per game last season (17 double-doubles).

SEASON STATISTICS

#	Player	gp-gs	min	avg	Total		3-Point		F-Throw		Rebounds				pf	dq	a	to	blk	stl	pts	avg
					fg-fga	fg%	3fg-fga	3fg%	ft-fa	ft%	off	def	tot	avg								
02	Pledger, Steven	12-12	371	30.9	74-139	.532	34-70	.486	36-42	.857	21	27	48	4.0	24	0	22	21	3	14	218	18.2
11	Newell, Calvin	5-0	98	19.6	25-51	.490	10-26	.385	5-7	.714	3	5	8	1.6	4	0	4	4	0	3	65	13.0
04	Fitzgerald, Andrew	13-13	330	25.4	69-140	.493	0-0	.000	27-38	.711	31	39	70	5.4	35	0	4	13	9	8	165	12.7
24	Osby, Romero	13-13	358	27.5	53-113	.469	2-7	.286	28-39	.718	38	70	108	8.3	22	1	12	13	13	8	136	10.5
21	Clark, Cameron	13-13	325	25.0	43-113	.381	5-13	.385	19-29	.655	12	33	45	3.5	24	0	22	20	8	7	110	8.5
01	Grooms, Sam	13-13	375	28.8	28-79	.354	6-24	.250	29-42	.690	7	36	43	3.3	23	0	72	28	0	13	91	7.0
15	Neal, Tyler	13-0	225	17.3	23-56	.411	15-38	.395	17-20	.850	9	32	41	3.2	27	1	11	16	1	8	78	6.0
14	Blair, Carl	13-1	192	14.8	9-28	.321	8-19	.421	14-20	.700	5	16	21	1.6	20	0	34	29	1	12	40	3.1
05	Washington, C.J.	12-0	121	10.1	14-28	.500	0-0	.000	3-4	.750	16	30	46	3.8	10	0	5	3	6	3	31	2.6
32	Arent, Casey	11-0	102	9.3	9-26	.346	0-0	.000	4-4	1.000	16	17	33	3.0	19	0	1	12	2	4	22	2.0
31	Honore, Barry	13-0	68	5.2	5-11	.455	0-0	.000	4-6	.667	10	4	14	1.1	6	0	2	4	7	0	14	1.1
13	Fraschilla, James	6-0	8	1.3	1-2	.500	0-0	.000	0-0	.000	1	0	1	0.2	2	0	0	0	0	0	2	0.3
03	Franklin, T.J.	9-0	27	3.0	1-8	.125	0-2	.000	0-0	.000	1	3	4	0.4	3	0	2	4	0	2	2	0.2
Team											30	17	47					1				
Total.....		13	2600		354-794	.446	80-199	.402	186-251	.741	200	329	529	40.7	219	2	191	168	50	82	974	74.9
Opponents.....		13	2600		305-746	.409	96-293	.328	151-218	.693	148	271	419	32.2	241	8	181	187	35	75	857	65.9

TEAM STATISTICS	OU	OPP	Date	Opponent	Score	Att.
SCORING	974	857	11/11/11	IDAHO STATE	w 78-74	7622
Points per game	74.9	65.9	11/18/11	COPPIN STATE	w 92-65	7460
Scoring margin	+9.0	-	# 11/24/11	vs Washington State	w 74-59	1457
FIELD GOALS-ATT	354-794	305-746	# 11/25/11	vs Santa Clara	w 85-73	1777
Field goal pct	.446	.409	# 11/27/11	vs Saint Louis	L 63-83	2637
3 POINT FG-ATT	80-199	96-293	12/02/11	SACRAMENTO STATE	w 82-53	7460
3-point FG pct	.402	.328	12/08/11	ORAL ROBERTS	w 73-59	7699
3-pt FG made per game	6.2	7.4	12/10/11	ARKANSAS	w 78-63	9077
FREE THROWS-ATT	186-251	151-218	\$ 12/17/11	vs Houston	w 79-74	5303
Free throw pct	.741	.693	12/21/11	SOUTH CAROLINA STATE	w 83-48	8136
F-Throws made per game	14.3	11.6	% 12/29/11	vs Cincinnati	L 55-56	4439
REBOUNDS	529	419	12/31/11	NORTHWESTERN STATE	w 83-63	8532
Rebounds per game	40.7	32.2	* 01/03/12	at Missouri	L 49-87	15061
Rebounding margin	+8.5	-				
ASSISTS	191	181		# 76 Classic (Anaheim, Calif.)		
Assists per game	14.7	13.9		\$ All-College Classic (Oklahoma City, Okla.)		
TURNOVERS	168	187		% at U.S. Bank Arena (Cincinnati, Ohio)		
Turnovers per game	12.9	14.4		* = Conference game		
Turnover margin	+1.5	-				
Assist/turnover ratio	1.1	1.0				
STEALS	82	75				
Steals per game	6.3	5.8				
BLOCKS	50	35				
Blocks per game	3.8	2.7				
ATTENDANCE	55986	30674				
Home games-Avg/Game	7-7998	1-15061				
Neutral site-Avg/Game	-	5-3123				

Score by Periods	1st	2nd	Totals
Oklahoma	467	507	974
Opponents	381	476	857

SEASON RESULTS

Date	Opponent	Score	W/L	Attend.	Points Leader	Rebounds Leader	Assists Leader
11/11	Idaho State	78-74	W	7,622	Newell 19	Osby 10	Grooms 8
11/18	Coppin State	92-65	W	7,460	Pledger 20	Osby 10	Blair, Clark 4
11/24	vs. Washington State #	74-59	W	1,457	Newell 18	Fitzgerald 7	Grooms 10
11/25	vs. Santa Clara #	85-73	W	1,777	Pledger 26	Fitzgerald 13	Grooms 6
11/27	vs. Saint Louis #	63-83	L	2,637	Clark, Osby 14	Clark, Osby 6	Pledger 2
12/2	Sacramento State	82-53	W	7,460	Clark 18	Blair 5	Pledger 5
12/8	Oral Roberts	73-59	W	7,699	Pledger 17	Clark 8	Grooms 5
12/10	Arkansas	78-36	W	9,077	Pledger 22	Fitzgerald 8	Neal 4
12/17	vs. Houston \$	79-74	W	5,303	Pledger 31	Osby, Pledger 10	Grooms 8
12/21	South Carolina State	83-48	W	8,136	Pledger 22	Osby 18	Grooms 6
12/29	at Cincinnati %	55-56	L	4,439	Fitzgerald 18	Osby 12	Grooms 9
12/31	Northwestern State	83-63	W	8,532	Osby, Pledger 18	Clark 9	Blair 6
1/3	at Missouri (7)	49-87	L	15,061	Fitzgerald 18	Fitzgerald 6	Grooms 7
1/7	Kansas (14)						
1/9	at Oklahoma State						
1/14	Kansas State						
1/17	Texas Tech						
1/21	at Texas A&M						
1/24	Baylor						
1/28	at Kansas State						
2/1	at Kansas						
2/4	Iowa State						
2/6	Missouri						
2/11	at Texas Tech						
2/14	Texas						
2/18	at Iowa State						
2/22	Oklahoma State						
2/25	at Baylor						
2/29	at Texas						
3/3	Texas A&M						

Associated Press rankings in parentheses

76 Classic (Anaheim, Calif.)

\$ All-College Classic (Oklahoma City, Okla.)

% at U.S. Bank Arena

Record Summary	Overall	Home	Away	Neutral
All Games	10-3	7-0	0-2	3-1
Big 12 Games	0-1	0-0	0-1	0-0
Non-Conference Games	10-2	7-0	0-1	3-1

POINTS-REBOUNDS-ASSISTS

Date	Opponent	1 GROOMS	2 PLEDGER	3 FRANKLIN	4 FTZGERLD	5 WASHGTON	11 NEWELL	13 FRASCH.	14 BLAIR	15 NEAL	21 CLARK	24 OSBY	31 HONORÉ	32 ARENT
11/11	Idaho State	<u>11-6-8</u>	DNP	0-0-0	<u>7-1-0</u>	DNP	19-2-0	DNP	<u>12-6-5</u>	4-7-1	<u>2-3-0</u>	<u>17-10-4</u>	2-0-0	4-1-0
11/18	Coppin State	<u>4-4-1</u>	<u>20-2-3</u>	0-0-0	<u>10-8-0</u>	6-8-3	14-2-1	0-0-0	6-0-4	9-3-1	<u>4-4-4</u>	<u>11-10-0</u>	2-3-0	6-9-1
11/24	vs. Washington State #	<u>9-1-10</u>	<u>14-2-0</u>	0-0-1	<u>9-7-0</u>	0-2-0	18-1-3	DNP	0-0-0	2-3-0	<u>11-2-1</u>	<u>9-6-0</u>	0-0-0	2-3-0
11/25	vs. Santa Clara #	<u>12-5-6</u>	<u>26-7-0</u>	DNP	<u>12-13-0</u>	0-4-0	8-2-0	DNP	2-0-2	3-2-0	<u>11-2-1</u>	<u>9-10-1</u>	0-0-0	2-2-0
11/27	vs. Saint Louis #	<u>0-2-1</u>	<u>11-3-2</u>	DNP	<u>4-2-0</u>	2-2-0	6-1-0	DNP	3-1-1	7-1-0	<u>14-6-1</u>	<u>14-6-0</u>	0-0-0	2-1-0
12/2	Sacramento State	<u>9-4-4</u>	<u>15-1-5</u>	2-0-1	<u>13-4-1</u>	2-1-1	**	DNP	5-5-3	8-3-1	<u>18-3-3</u>	<u>8-4-3</u>	2-1-0	0-3-0
12/8	Oral Roberts	<u>2-4-5</u>	<u>17-3-3</u>	0-0-0	<u>16-3-0</u>	8-6-1	**	0-0-0	2-0-3	5-3-1	<u>16-8-2</u>	<u>7-7-0</u>	0-0-0	0-2-0
12/10	Arkansas	<u>6-3-3</u>	<u>22-3-2</u>	0-1-0	<u>17-8-0</u>	0-2-0	**	0-0-0	3-2-2	18-5-4	<u>0-1-3</u>	<u>10-7-2</u>	2-3-0	0-0-0
12/17	vs. Houston \$	<u>10-2-8</u>	<u>31-10-0</u>	DNP	<u>10-6-2</u>	0-0-0	**	DNP	0-2-2	9-6-1	<u>14-2-0</u>	<u>5-10-0</u>	0-0-0	DNP
12/21	South Carolina State	<u>7-3-6</u>	<u>22-5-1</u>	0-1-1	<u>17-2-0</u>	5-12-0	**	2-1-0	3-2-5	3-2-1	<u>8-2-1</u>	<u>10-18-1</u>	2-2-0	4-9-0
12/29	at Cincinnati %	<u>6-5-9</u>	<u>11-6-1</u>	DNP	<u>18-9-1</u>	0-2-0	**	DNP	0-1-1	8-5-0	<u>0-2-3</u>	<u>12-12-0</u>	0-1-0	DNP
12/31	Northwestern State	<u>11-3-4</u>	<u>18-2-5</u>	0-0-0	<u>14-1-0</u>	8-5-0	**	0-0-0	2-2-6	2-1-0	<u>4-9-0</u>	<u>18-5-0</u>	4-4-2	2-1-0
1/3	at Missouri (7)	<u>4-1-7</u>	<u>11-4-0</u>	0-1-0	<u>18-6-0</u>	0-2-0	**	0-0-0	2-0-0	0-0-1	<u>8-1-3</u>	<u>6-3-1</u>	0-0-0	0-2-0
1/7	Kansas (14)													
1/9	at Oklahoma State													
1/14	Kansas State													
1/17	Texas Tech													
1/21	at Texas A&M													
1/24	Baylor													
1/28	at Kansas State													
2/1	at Kansas													
2/4	Iowa State													
2/6	Missouri													
2/11	at Texas Tech													
2/14	Texas													
2/18	at Iowa State													
2/22	Oklahoma State													
2/25	at Baylor													
2/29	at Texas													
3/3	Texas A&M													

Associated Press rankings in parentheses

76 Classic (Anaheim, Calif.)

\$ All-College Classic (Oklahoma City, Okla.)

% at U.S. Bank Arena

** Left team

MISCELLANEOUS STATS

Dunks

Romero Osby.....	22
Cameron Clark.....	8
Andrew Fitzgerald.....	3
Tyler Neal.....	2
Steven Pledger.....	2
Casey Arent.....	1
Calvin Newell.....	1
C.J. Washington.....	1

Charges Taken

Andrew Fitzgerald.....	5
Romero Osby.....	5
Casey Arent.....	2
Tyler Neal.....	2
Steven Pledger.....	2
Carl Blair.....	1
Cameron Clark.....	1
T.J. Franklin.....	1
C.J. Washington.....	1

GAME-BY-GAME TEAM STATS

	FG-A	Pct.	3FG-A	Pct.	FT-A	Pct.	O/D/T	PF	A	T0	B	S	1	2	TP
Idaho State at Oklahoma	28-60 23-63	.467 .365	7-24 8-23	.292 .348	11-17 24-33	.647 .727	12/25/37 18/23/41	30 20	22 18	20 15	0 6	7 8	34 31	40 47	74 78
Coppin State at Oklahoma	20-55 36-79	.364 .456	9-33 10-24	.273 .417	16-27 10-13	.593 .769	10/17/27 28/33/61	14 21	13 18	15 15	2 5	8 5	23 42	42 50	65 92
Oklahoma # vs. Washington State #	27-60 22-52	.450 .423	9-20 7-17	.450 .412	11-18 8-11	.611 .727	13/19/32 13/22/35	14 18	14 12	11 22	3 3	7 5	38 40	36 19	74 59
Santa Clara # vs. Oklahoma #	24-68 28-60	.353 .467	14-33 5-16	.424 .313	11-13 24-32	.846 .750	12/21/33 15/34/49	24 18	17 10	9 11	2 4	4 1	19 42	54 43	73 85
Saint Louis # vs. Oklahoma #	29-48 25-60	.604 .417	9-17 3-10	.529 .300	16-20 10-15	.800 .667	5/24/29 15/16/31	17 22	19 5	11 12	1 1	1 5	39 30	44 33	83 63
Sacramento State at Oklahoma	19-43 31-54	.442 .574	6-11 11-20	.545 .550	9-14 9-12	.643 .750	7/16/23 9/20/29	14 11	13 22	22 12	1 6	7 16	25 45	28 37	53 82
Oral Roberts at Oklahoma	22-60 27-54	.367 .500	1-15 3-7	.067 .429	14-19 16-20	.737 .800	16/15/31 14/24/38	18 19	11 15	12 15	3 3	9 7	24 34	35 39	59 73
Arkansas at Oklahoma	20-58 26-50	.345 .520	7-27 8-16	.259 .500	16-20 18-23	.800 .783	12/14/26 11/27/38	20 16	11 16	13 17	5 4	7 6	15 37	38 41	63 78
Houston \$ vs. Oklahoma \$	30-68 27-64	.441 .422	9-25 6-10	.360 .600	5-7 19-24	.714 .792	18/19/37 19/21/40	21 12	14 13	13 9	2 2	2 7	37 40	37 39	74 79
South Carolina State at Oklahoma	20-59 32-81	.339 .395	2-16 6-21	.125 .286	6-17 13-20	.353 .650	8/28/36 26/37/63	18 16	10 16	15 8	5 5	6 8	39 24	44 24	83 48
Oklahoma % at Cincinnati %	23-60 17-61	.383 .279	5-16 7-30	.313 .233	4-9 15-20	.444 .750	14/32/46 13/24/37	17 15	15 11	17 8	2 3	4 8	24 19	31 37	55 56
Northwestern State at Oklahoma	22-60 31-55	.367 .564	6-24 3-5	.250 .600	13-19 18-22	.684 .818	13/17/30 11/27/38	19 18	11 17	18 18	3 7	7 5	29 40	34 43	63 83
Oklahoma at Missouri (7)	18-54 32-54	.333 .593	3-11 12-21	.273 .571	10-10 11-14	1.000 .786	7/16/23 9/29/38	15 13	12 17	8 9	2 5	3 4	25 43	24 44	49 87
Kansas (14) at Oklahoma															
Oklahoma at Oklahoma State															
Kansas State at Oklahoma															
Texas Tech at Oklahoma															
Oklahoma at Texas A&M															
Baylor at Oklahoma															
Oklahoma at Kansas State															
Oklahoma at Kansas															
Iowa State at Oklahoma															
Missouri at Oklahoma															
Oklahoma at Texas Tech															
Texas at Oklahoma															
Oklahoma at Iowa State															
Oklahoma State at Oklahoma															
Oklahoma at Baylor															
Oklahoma at Texas															
Texas A&M at Oklahoma															

Associated Press rankings in parentheses

76 Classic (Anaheim, Calif.)

\$ All-College Classic (Oklahoma City, Okla.)

% at U.S. Bank Arena

INDIVIDUAL HIGHS

OKLAHOMA HIGHS

Points	31, Steven Pledger vs. Houston (12/17)
Field Goals	10, Steven Pledger vs. Houston (12/17) 10, Steven Pledger vs. Santa Clara (11/25)
Field Goal Attempts	17, Andrew Fitzgerald vs. Oral Roberts (12/8)
Field Goal Pct. (min. 7 made)	.769 (10-for-13), Steven Pledger vs. Houston (12/17)
3-Point Field Goals	4, Steven Pledger vs. Houston (12/17) 4, Tyler Neal vs. Arkansas (12/10) 4, Steven Pledger vs. Santa Clara (11/25) 4, Calvin Newell vs. Washington State (11/24) 4, Calvin Newell vs. Idaho State (11/11)
3-Point Field Goal Attempts	11, Calvin Newell vs. Idaho State (11/11)
3-Point Field Goal Pct. (min. 4 made)	.800 (4-for-5), Steven Pledger vs. Houston (12/17)
Free Throws	8, Sam Grooms vs. Santa Clara (11/25)
Free Throw Attempts	12, Sam Grooms vs. Santa Clara (11/25)
Free Throw Pct.	1.000 (7-for-7), Steven Pledger vs. Houston (12/17)
Rebounds	18, Romero Osby vs. South Carolina State (12/21)
Assists	10, Sam Grooms vs. Washington State (11/24)
Turnovers	6, Steven Pledger vs. Cincinnati (12/29)
Blocked Shots	3, C.J. Washington vs. Northwestern State (12/31) 3, Cameron Clark vs. Sacramento State (12/2)
Steals	3, C.J. Washington vs. Northwestern State (12/31) 3, Romero Osby vs. South Carolina State (12/21) 3, Andrew Fitzgerald vs. Sacramento State (12/2) 3, Sam Grooms vs. Sacramento State (12/2) 3, Steven Pledger vs. Sacramento State (12/2) 3, Steven Pledger vs. Washington State (11/24)

OPPONENT HIGHS

Points	27, Evan Rocquemoire, Santa Clara (11/25)
Field Goals	9, BJ Young, Arkansas (12/10) 9, Brian Conklin, Saint Louis (11/27)
Field Goal Attempts	19, Kevin Foster, Santa Clara (11/25)
Field Goal Pct. (min. 7 made)	.818 (9-for-11), Brian Conklin, Saint Louis (11/27)
3-Point Field Goals	7, Evan Rocquemoire, Santa Clara (11/25)
3-Point Field Goal Attempts	11, Sean Kilpatrick, Cincinnati (12/29) 11, Evan Rocquemoire, Santa Clara (11/25)
3-Point Field Goal Pct. (min. 4 made)	.800 (4-for-5), Cody Ellis, Saint Louis (11/27)
Free Throws	8, Rickey Scott, Arkansas (12/10)
Free Throw Attempts	10, Rickey Scott, Arkansas (12/10) 10, Tony Gallo vs. Coppin State (11/18)
Free Throw Pct.	1.000 (7-for-7), Brian Conklin, Saint Louis (11/27)
Rebounds	10, Sean Kilpatrick, Cincinnati (12/29)
Assists	10, Evan Rocquemoire, Santa Clara (11/25)
Turnovers	7, Dylan Garrity, Sacramento State (12/2)
Blocked Shots	4, Omar Sanders, South Carolina State (12/21) 4, Hunter Mickelson, Arkansas (12/10)
Steals	3, six players

OKLAHOMA'S TOP INDIVIDUAL PERFORMANCES

POINTS

31.....	Steven Pledger vs. Houston (12/17)
26.....	Steven Pledger vs. Santa Clara (11/25)
22.....	Steven Pledger vs. South Carolina State (12/21)
22.....	Steven Pledger vs. Arkansas (12/10)
20.....	Steven Pledger vs. Coppin State (11/18)
19.....	Calvin Newell vs. Idaho State (11/11)
18.....	Andrew Fitzgerald vs. Missouri (1/3)
18.....	Romero Osby vs. Northwestern State (12/31)
18.....	Steven Pledger vs. Northwestern State (12/31)
18.....	Andrew Fitzgerald vs. Cincinnati (12/29)
18.....	Tyler Neal vs. Arkansas (12/10)
18.....	Cameron Clark vs. Sacramento State (12/2)
18.....	Calvin Newell vs. Washington State (11/24)

REBOUNDS

18.....	Romero Osby vs. South Carolina State (12/21)
13.....	Andrew Fitzgerald vs. Santa Clara (11/25)
12.....	Romero Osby vs. Cincinnati (12/29)
12.....	C.J. Washington vs. South Carolina State (12/21)
10.....	Romero Osby vs. Houston (12/17)
10.....	Steven Pledger vs. Houston (12/17)
10.....	Romero Osby vs. Santa Clara (11/25)
10.....	Romero Osby vs. Coppin State (11/18)
10.....	Romero Osby vs. Idaho State (11/11)

ASSISTS

10.....	Sam Grooms vs. Washington State (11/24)
9.....	Sam Grooms vs. Cincinnati (12/29)
8.....	Sam Grooms vs. Houston (12/17)
8.....	Sam Grooms vs. Idaho State (11/11)
7.....	Sam Grooms vs. Missouri (1/3)

BLOCKED SHOTS

3.....	C.J. Washington vs. Northwestern State (12/31)
3.....	Cameron Clark vs. Sacramento State (12/2)

STEALS

3.....	C.J. Washington vs. Northwestern State (12/31)
3.....	Romero Osby vs. South Carolina State (12/21)
3.....	Andrew Fitzgerald vs. Sacramento State (12/2)
3.....	Sam Grooms vs. Sacramento State (12/2)
3.....	Steven Pledger vs. Sacramento State (12/2)
3.....	Steven Pledger vs. Washington State (11/24)

3-POINT FIELD GOALS

4.....	Steven Pledger vs. South Carolina State (12/21)
4.....	Steven Pledger vs. Houston (12/17)
4.....	Tyler Neal vs. Arkansas (12/10)
4.....	Steven Pledger vs. Santa Clara (11/25)
4.....	Calvin Newell vs. Washington State (11/24)
4.....	Calvin Newell vs. Idaho State (11/11)

TUESDAY AT MISSOURI

LAST YEAR vs. KANSAS

Official Basketball Box Score -- Game Totals -- Final Statistics
Oklahoma vs Missouri
01/03/12 7 p.m. CT at Columbia, Mo. (Mizzou Arena)
Oklahoma 49 • 10-3

#	Player		Total		3-Ptr		Rebounds			PF	TP	A			Blk	Stl	Min
			FG-FGA	FG-FGA	FT-FTA	Off	Def	Tot									
04	Fitzgerald, Andrew	f	8-15	0-0	2-2	1	5	6	2	18	0	2	0	0	0	32	
24	Osby, Romero	f	3-7	0-1	0-0	0	3	3	2	6	1	0	1	1	1	32	
01	Grooms, Sam	g	2-6	0-2	0-0	0	1	1	3	4	7	2	0	1	1	29	
02	Pledger, Steven	g	3-10	3-6	2-2	2	2	4	2	11	0	1	1	1	1	34	
21	Clark, Cameron	g	2-7	0-0	4-4	1	0	1	0	8	3	0	0	0	0	28	
03	Franklin, T.J.		0-1	0-0	0-0	0	1	1	0	0	0	0	0	0	0	2	
05	Washington, C.J.		0-1	0-0	0-0	0	2	2	2	0	0	0	0	0	0	8	
13	Fraschilla, James		0-0	0-0	0-0	0	0	0	0	0	0	0	0	0	0	2	
14	Blair, Carl		0-1	0-1	2-2	0	0	0	0	2	0	1	0	0	0	11	
15	Neal, Tyler		0-3	0-1	0-0	0	0	0	0	2	0	1	2	0	0	14	
31	Honore, Barry		0-1	0-0	0-0	0	0	0	1	0	0	0	0	0	0	4	
32	Arent, Casey		0-2	0-0	0-0	1	1	2	1	0	0	0	0	0	0	4	
Team						2	1	3									
Totals			18-54	3-11	10-10	7	16	23	15	49	12	8	2	3	3	200	
FG % 1st Half: 11-32			34.4%	2nd half: 7-22	31.8%	Game: 18-54			33.3%	Deadball Rebound 0							
3FG % 1st Half: 1-7			14.3%	2nd half: 2-4	50.0%	Game: 3-11			27.3%								
FT % 1st Half: 2-2			100.0%	2nd half: 8-8	100.0%	Game: 10-10			100.0%								

Missouri 87 • 14-0

#	Player		Total		3-Ptr		Rebounds			PF	TP	A TO Blk			Stl	Min
			FG-FGA	FG-FGA	FT-FTA	Off	Def	Tot	A			TO	Blk			
10	Ratliffe, Ricardo	f	6-7	0-0	1-1	3	5	8	2	13	0	1	1	0	27	
01	Pressey, Phil	g	2-3	1-1	0-0	0	2	2	4	5	7	1	0	0	27	
03	Pressey, Matt	g	3-5	1-2	2-3	2	3	5	0	9	2	0	0	0	31	
12	Denmon, Marcus	g	7-12	4-7	2-2	1	6	7	0	20	3	1	0	1	33	
24	English, Kim	g	8-12	5-8	2-2	1	8	9	2	23	1	1	1	2	30	
11	Dixon, Michael		5-11	1-3	2-2	0	1	1	2	13	4	3	1	0	23	
25	Sutton, Jarrett		0-0	0-0	0-0	0	0	0	1	0	0	0	0	0	3	
32	Moore, Steve		1-3	0-0	1-2	1	3	4	1	3	0	1	2	1	18	
35	Jones, Andrew		0-1	0-0	1-2	1	1	2	0	1	0	1	0	0	6	
44	Rosburg, Andy		0-0	0-0	0-0	0	0	0	1	0	0	0	0	0	2	
	Team					0	0	0								
Totals			32-54	12-21	11-14	9	29	38	13	87	17	9	5	4	200	
FG % 1st Half: 17-28			60.7%	2nd half: 15-26	57.7%	Game: 32-54			59.3%	Deadball Rebounds						
3FG % 1st Half: 7-12			58.3%	2nd half: 5-9	55.6%	Game: 12-21			57.1%	0						
FT % 1st Half: 2-2			100.0%	2nd half: 9-12	75.0%	Game: 11-14			78.6%							

Officials: Paul Janssen, Duke Edsall, Patrick Adams
 Technical fouls: Oklahoma-None. Missouri-None.
 Attendance: 15061

Score by periods	1st	2nd	Total
Oklahoma	25	24	49
Missouri	43	44	87

Last FG - OU 2nd-02:39, MU 2nd-00:31.
 Largest lead - OU None, MU by 42 2nd-05:22.

Points	In	Off	2nd	Fast	Bench
OU	10	7	4	2	2
MU	36	11	14	8	17

Score tied - 0 times.
 Lead changed - 0 times.

Official Basketball Box Score -- Game Totals -- Final Statistics
Kansas vs Oklahoma
02/26/11 3 p.m. CT at Norman, Okla. (Lloyd Noble Center)
Kansas 82 • 27-2, 12-2

#	Player		Total		3-Ptr		Rebounds			PF	TP	A TO Blk			Stl	Min
			FG-FGA	FG-FGA	FT-FTA	Off	Def	Tot								
21	Morris, Markieff	f	7-11	0-0	5-7	3	7	10	3	19	2	1	1	0	27	
22	Morris, Marcus	f	7-10	1-2	8-10	4	5	9	3	23	2	1	2	1	33	
12	Momingstar, Brady	g	3-6	1-3	2-2	0	1	1	4	9	4	3	0	2	36	
14	Reed, Tyrel	g	3-5	2-4	3-4	0	1	1	3	11	1	2	0	0	32	
15	Johnson, Elijah	g	1-2	1-2	2-2	0	1	1	1	5	1	0	0	0	16	
00	Robinson, Thomas		2-4	0-0	0-0	2	3	5	1	4	0	4	0	0	10	
23	Little, Mario		1-2	0-0	4-6	1	2	3	4	6	2	1	0	0	15	
24	Releford, Travis		0-0	0-0	0-0	0	0	0	0	0	0	0	0	0	4	
32	Selby, Josh		1-4	1-3	2-4	1	2	3	1	5	2	1	0	0	27	
Team						1	1	2								
Totals				25-44	6-14	26-35	12	23	35	20	82	14	13	3	3	200
FG % 1st Half: 17-24			70.8%	2nd half: 8-20	40.0%	Game: 25-44	56.8%									Deadball
3FG % 1st Half: 6-11			54.5%	2nd half: 0-3	0.0%	Game: 6-14	42.9%									Rebounds
FT % 1st Half: 5-8			62.5%	2nd half: 21-27	77.8%	Game: 26-35	74.3%									5

Oklahoma 70 • 12-16, 4-10

#	Player		Total		3-Ptr		Rebounds			PF	TP	A TO Blk			Stl	Min
			FG-FGA	FG-FGA	FT-FTA	Off	Def	Total	Ass			Turn	Blk			
04	Fitzgerald, Andrew	f	6-10	0-0	4-4	1	2	3	5	16	1	2	1	2	33	
15	Neal, Tyler	f	3-5	2-4	0-0	0	1	1	4	8	2	0	0	0	25	
14	Blair, Carl	g	0-1	0-0	0-0	0	0	0	3	0	6	1	0	0	16	
21	Clark, Cameron	g	4-8	1-2	1-2	0	4	4	0	10	1	0	0	1	31	
34	Davis, Cade	g	4-11	1-3	10-11	1	2	3	2	19	0	2	0	2	31	
02	Pledger, Steven		1-4	1-4	1-2	1	0	1	1	4	0	0	0	1	22	
05	Washington, C.J.		2-3	0-0	0-0	1	0	1	3	4	0	0	1	1	18	
11	Newell, Calvin		3-8	1-6	2-4	0	1	1	4	9	3	1	0	0	24	
Team						5	1	2	1							
Totals			23-50	6-19	18-23	5	11	16	23	70	13	6	2	7	200	
FG % 1st Half: 13-27			48.1%	2nd half: 10-23	43.5%	Game: 23-50			46.0%	Deadball						
3FG % 1st Half: 5-12			41.7%	2nd half: 1-7	14.3%	Game: 6-19			31.6%	Rebounds						
FT % 1st Half: 2-2			100.0%	2nd half: 16-21	76.2%	Game: 16-23			78.3%	4						


Officials: Paul Janssen, Terry Oglesby, Warren Evans
 Technical fouls: Kansas-None. Oklahoma-TEAM.
 Attendance: 10994
 Estimated: 8773

Score by periods	1st	2nd	Total
Kansas	45	37	82
Oklahoma	33	37	70

Points	In	Off	2nd	Fast	Bench
KU	24	8	16	2	15
OU	18	17	9	0	17

Last FG - KU 2nd-03:18, OU 2nd-00:05.
 Largest lead - KU by 21 2nd-17:23, OU by 1 1st-17:37.

Score tied - 0 times.
 Lead changed - 4 times.



1 SAM GROOMS

6-1, 203, JUNIOR, GUARD
GREENSBORO, N.C.
(CHIPOLA JUNIOR COLLEGE [FLA.])

PTS	REB	AST	MIN
7.0	3.3	5.5	28.8

GROOMS GAME BY GAME IN 2011-12

Date	Opponent	MIN	FG	3FG	FT	O-D-T	PF	A	TO	B	S	TP
N11	Idaho State	*37	2-10	0-2	7-8	3-3-6	3	8	2	0	2	11
N18	Coppin State	*23	1-6	0-3	2-4	2-2-4	2	1	3	0	0	4
N24	vs. Washington State	*33	3-6	1-1	2-4	1-0-1	2	10	1	0	1	9
N25	vs. Santa Clara	*27	2-6	0-3	8-12	0-5-5	1	6	1	0	0	12
N27	vs. Saint Louis	*24	0-1	0-0	0-0	0-2-2	4	1	2	0	0	0
D2	Sacramento State	*28	3-5	2-2	1-2	0-4-4	0	4	1	0	3	9
D8	Oral Roberts	*29	0-3	0-1	2-2	0-4-4	2	5	4	0	2	2
D10	Arkansas	*34	2-5	1-2	1-2	0-3-3	0	3	3	0	1	6
D17	vs. Houston	*38	3-8	1-1	3-4	0-2-2	0	8	0	0	0	10
D21	South Carolina State	*18	2-6	1-5	2-2	0-3-3	3	6	1	0	1	7
D29	at Cincinnati	*32	3-10	0-2	0-1	1-4-5	2	9	5	0	1	6
D31	Northwestern State	*23	5-7	0-0	1-1	0-3-3	1	4	3	0	1	11
J3	at Missouri (7)	*29	2-6	0-2	0-0	0-1-1	3	7	2	0	1	4
J7	Kansas (14)											
J9	at Oklahoma State											
J14	Kansas State											
J17	Texas Tech											
J21	at Texas A&M											
J24	Baylor											
J28	at Kansas State											
F1	at Kansas											
F4	Iowa State											
F6	Missouri											
F11	at Texas Tech											
F14	Texas											
F18	at Iowa State											
F22	Oklahoma State											
F25	at Baylor											
F29	at Texas											
M3	Texas A&M											

* Starter

GROOMS' CAREER HIGHS

Points	12 vs. Santa Clara (11/25/11)
Field Goals	3 (three times)
Field Goal Attempts	10 (twice)
3-Point Field Goals	2 vs. Sacramento State (12/2/11)
3-Point Field Goal Attempts	3 (twice)
Free Throws Made	8 vs. Santa Clara (11/25/11)
Free Throw Attempts	12 vs. Santa Clara (11/25/11)
Rebounds	6 vs. Idaho State (11/11/11)
Assists	10 vs. Washington State (11/24/11)
Blocked Shots	None
Steals	3 vs. Sacramento State (12/2/11)
Minutes Played	38 vs. Houston (12/17/11)



2 STEVEN PLEDGER

6-4, 222, JUNIOR, GUARD
CHESAPEAKE, VA.
(ATLANTIC SHORES CHRISTIAN SCHOOL)

PTS	REB	3FG%	MIN
18.2	4.0	.486	30.9

PLEDGER GAME BY GAME IN 2011-12

Date	Opponent	MIN	FG	3FG	FT	O-D-T	PF	A	TO	B	S	TP
N11	Idaho State											DNP
N18	Coppin State	*20	8-14	3-8	1-1	1-1-2	3	3	0	0	0	20
N24	vs. Washington State	*25	4-8	3-6	3-3	1-1-2	3	0	1	0	3	14
N25	vs. Santa Clara	*31	10-15	4-8	2-4	3-4-7	1	0	1	0	0	26
N27	vs. Saint Louis	*35	4-13	1-4	2-3	0-3-3	4	2	2	0	1	11
D2	Sacramento State	*21	4-5	3-3	4-4	1-0-1	3	5	0	0	3	15
D8	Oral Roberts	*31	6-11	0-2	5-5	1-2-3	1	3	2	0	2	17
D10	Arkansas	*36	9-12	3-5	1-3	2-1-3	2	2	5	0	2	22
D17	vs. Houston	*37	10-13	4-5	7-7	4-6-10	1	0	1	0	2	31
D21	South Carolina State	*30	6-15	4-10	6-6	2-3-5	1	1	0	1	0	22
D29	at Cincinnati	*38	4-12	3-8	0-0	3-3-6	3	1	6	0	0	11
D31	Northwestern State	*33	6-11	3-5	3-4	1-1-2	0	5	2	1	0	18
J3	at Missouri (7)	*32	3-7	0-1	0-0	0-3-3	2	1	0	1	1	6
J7	Kansas (14)											
J9	at Oklahoma State											
J14	Kansas State											
J17	Texas Tech											
J21	at Texas A&M											
J24	Baylor											
J28	at Kansas State											
F1	at Kansas											
F4	Iowa State											
F6	Missouri											
F11	at Texas Tech											
F14	Texas											
F18	at Iowa State											
F22	Oklahoma State											
F25	at Baylor											
F29	at Texas											
M3	Texas A&M											

* Starter

PLEDGER'S CAREER HIGHS

Points	38 vs. Iowa State (1/29/11)
Field Goals	12 vs. Iowa State (1/29/11)
Field Goal Attempts	20 vs. Iowa State (1/29/11)
3-Point Field Goals	7 vs. Iowa State (1/29/11)
3-Point Field Goal Attempts	14 vs. Houston (11/26/09)
Free Throws Made	7 vs. Iowa State (1/29/11)
Free Throw Attempts	8 (twice)
Rebounds	10 vs. Houston (12/17/11)
Assists	6 (twice)
Blocked Shots	2 (twice)
Steals	3 (six times)
Minutes Played	44 vs. Iowa State (1/29/11)



3 T.J. FRANKLIN

5-11, 175, SENIOR, GUARD
FORT WORTH, TEXAS
(NORTH CROWLEY HS)

PTS	REB	AST	MIN
0.2	0.4	0.2	3.0

FRANKLIN GAME BY GAME IN 2011-12

Date	Opponent	MIN	FG	3FG	FT	O-D-T	PF	A	TO	B	S	TP
N11	Idaho State	+0	0-0	0-0	0-0	0-0-0	0	0	0	0	0	0
N18	Coppin State	7	0-0	0-0	0-0	0-0-0	2	0	1	0	1	0
N24	vs. Washington State	1	0-1	0-0	0-0	0-1-1	0	0	0	0	0	0
N25	vs. Santa Clara					DNP						
N27	vs. Saint Louis					DNP						
D2	Sacramento State	9	1-3	0-2	0-0	0-0-0	0	1	1	0	1	2
D8	Oral Roberts	0+	0-0	0-0	0-0	0-0-0	0	0	0	0	0	0
D10	Arkansas	1	0-0	0-0	0-0	0-1-1	0	0	0	0	0	0
D17	vs. Houston					DNP						
D21	South Carolina State	6	0-2	0-0	0-0	1-0-1	1	1	1	0	0	0
D29	at Cincinnati					DNP						
D31	Northwestern State	1	0-1	0-0	0-0	0-0-0	0	0	1	0	0	0
J3	at Missouri (7)	2	0-1	0-0	0-0	0-1-0	0	0	0	0	0	0
J7	Kansas (14)											
J9	at Oklahoma State											
J14	Kansas State											
J17	Texas Tech											
J21	at Texas A&M											
J24	Baylor											
J28	at Kansas State											
F1	at Kansas											
F4	Iowa State											
F6	Missouri											
F11	at Texas Tech											
F14	Texas											
F18	at Iowa State											
F22	Oklahoma State											
F25	at Baylor											
F29	at Texas											
M3	Texas A&M											

* Starter

FRANKLIN'S CAREER HIGHS

Points	3 vs. Texas Southern (11/18/10)
Field Goals	1 (twice)
Field Goal Attempts	3 vs. Sacramento State (12/2/11)
3-Point Field Goals	None
3-Point Field Goal Attempts	2 vs. Sacramento State (12/2/11)
Free Throws Made	2 vs. Mount St. Mary's (11/14/09)
Free Throw Attempts	4 (twice)
Rebounds	2 (twice)
Assists	2 (three times)
Blocked Shots	None
Steals	1 (twice)
Minutes Played	9 vs. Sacramento State (12/2/11)



4 ANDREW FITZGERALD

6-8, 247, JUNIOR, FORWARD
BALTIMORE, MD.
(BREWSTER ACADEMY [N.H.])

PTS	REB	FG%	MIN
12.7	5.4	.490	25.4

FITZGERALD GAME BY GAME IN 2011-12

Date	Opponent	MIN	FG	3FG	FT	O-D-T	PF	A	TO	B	S	TP
N11	Idaho State	*23	2-7	0-0	3-3	0-1-1	3	0	0	2	0	7
N18	Coppin State	*19	4-11	0-0	2-2	5-3-8	2	0	1	0	1	10
N24	vs. Washington State	*30	4-9	0-0	1-4	2-5-7	2	0	2	1	0	9
N25	vs. Santa Clara	*30	4-7	0-0	4-4	5-8-13	3	0	0	2	0	12
N27	vs. Saint Louis	*17	2-6	0-0	0-0	0-2-2	4	0	1	0	1	4
D2	Sacramento State	*22	6-8	0-0	1-2	1-3-4	2	1	1	0	3	13
D8	Oral Roberts	*31	8-17	0-0	0-0	1-2-3	3	0	1	1	1	16
D10	Arkansas	*23	7-11	0-0	3-4	4-4-8	4	0	1	1	0	17
D17	vs. Houston	*35	4-16	0-0	2-4	5-1-6	2	2	1	0	1	10
D21	South Carolina State	*22	8-11	0-0	1-2	1-1-2	2	0	0	0	0	17
D29	at Cincinnati	*29	7-13	0-0	4-7	5-4-9	2	1	1	2	1	18
D31	Northwestern State	*17	5-9	0-0	4-4	1-0-1	4	0	2	0	0	14
J3	at Missouri (7)	*32	8-15	0-0	2-2	1-5-6	2	0	2	0	0	18
J7	Kansas (14)											
J9	at Oklahoma State											
J14	Kansas State											
J17	Texas Tech											
J21	at Texas A&M											
J24	Baylor											
J28	at Kansas State											
F1	at Kansas											
F4	Iowa State											
F6	Missouri											
F11	at Texas Tech											
F14	Texas											
F18	at Iowa State											
F22	Oklahoma State											
F25	at Baylor											
F29	at Texas											
M3	Texas A&M											

* Starter

FITZGERALD'S CAREER HIGHS

Points	22 (three times)
Field Goals	8 (six times)
Field Goal Attempts	17 (twice)
3-Point Field Goals	None
3-Point Field Goal Attempts	None
Free Throws Made	6 (five times)
Free Throw Attempts	8 vs. Texas A&M (3/6/10)
Rebounds	13 (twice)
Assists	3 vs. Baylor (2/27/10)
Blocked Shots	3 vs. Texas Tech (1/18/11)
Steals	5 vs. North Carolina Central (11/15/10)
Minutes Played	39 (twice)



5 C.J. WASHINGTON

6-7, 230, SENIOR, FORWARD
STRINGTOWN, OKLA.
(CONNORS STATE COLLEGE)

PTS	REB	AST	MIN
2.6	3.8	0.4	10.1


WASHINGTON GAME BY GAME IN 2011-12

Date	Opponent	MIN	FG	3FG	FT	O-D-T	PF	A	TO	B	S	TP
N11	Idaho State					DNP						
N18	Coppin State	18	3-4	0-0	0-0	3-5-8	2	3	1	0	0	6
N24	vs. Washington State	3	0-2	0-0	0-0	1-1-2	0	0	0	0	0	0
N25	vs. Santa Clara	8	0-1	0-0	0-0	0-4-4	0	0	0	1	0	0
N27	vs. Saint Louis	10	1-2	0-0	0-0	0-2-2	0	0	0	0	0	2
D2	Sacramento State	17	1-1	0-0	0-0	0-1-1	2	1	1	2	0	2
D8	Oral Roberts	17	3-4	0-0	2-2	3-3-6	2	1	0	0	0	8
D10	Arkansas	3	0-2	0-0	0-0	0-2-2	0	0	1	0	0	0
D17	vs. Houston	4	0-0	0-0	0-0	0-0-0	0	0	0	0	0	0
D21	South Carolina State	13	2-6	0-0	1-2	7-5-12	2	0	0	0	0	5
D29	at Cincinnati	6	0-0	0-0	0-0	0-2-2	0	0	0	0	0	0
D31	Northwestern State	14	4-5	0-0	0-0	2-3-5	0	0	0	3	3	8
J3	at Missouri (7)	8	0-1	0-0	0-0	0-2-2	2	0	0	0	0	0
J7	Kansas (14)											
J9	at Oklahoma State											
J14	Kansas State											
J17	Texas Tech											
J21	at Texas A&M											
J24	Baylor											
J28	at Kansas State											
F1	at Kansas											
F4	Iowa State											
F6	Missouri											
F11	at Texas Tech											
F14	Texas											
F18	at Iowa State											
F22	Oklahoma State											
F25	at Baylor											
F29	at Texas											
M3	Texas A&M											

* Starter

WASHINGTON'S CAREER HIGHS

Points	9 (twice)
Field Goals	4 (twice)
Field Goal Attempts	6 (three times)
3-Point Field Goals	None
3-Point Field Goal Attempts	None
Free Throws Made	4 (twice)
Free Throw Attempts	6 vs. Sacramento State (12/21/10)
Rebounds	12 vs. South Carolina State (12/21/11)
Assists	3 vs. Coppin State (11/18/11)
Blocked Shots	3 (twice)
Steals	3 vs. Northwestern State (12/31/11)
Minutes Played	25 vs. Texas Tech (3/2/11)



13 JAMES FRASCHILLA

5-10, 142, FRESHMAN, GUARD
DALLAS, TEXAS
(HIGHLAND PARK HS)

PTS	REB	AST	MIN
0.3	0.2	0.0	1.3

FRASCHILLA GAME BY GAME IN 2011-12

Date	Opponent	MIN	FG	3FG	FT	O-D-T	PF	A	TO	B	S	TP
N11	Idaho State					DNP						
N18	Coppin State	2	0-0	0-0	0-0	0-0-0	1	0	0	0	0	0
N24	vs. Washington State					DNP						
N25	vs. Santa Clara					DNP						
N27	vs. Saint Louis					DNP						
D2	Sacramento State					DNP						
D8	Oral Roberts	0+	0-0	0-0	0-0	0-0-0	0	0	0	0	0	0
D10	Arkansas	1	0-0	0-0	0-0	0-0-0	0	0	0	0	0	0
D17	vs. Houston					DNP						
D21	South Carolina State	2	1-2	0-0	0-0	1-0-1	1	0	0	0	0	2
D29	at Cincinnati					DNP						
D31	Northwestern State	1	0-0	0-0	0-0	0-0-0	0	0	0	0	0	0
J3	at Missouri (7)	2	0-0	0-0	0-0	0-0-0	0	0	0	0	0	0
J7	Kansas (14)											
J9	at Oklahoma State											
J14	Kansas State											
J17	Texas Tech											
J21	at Texas A&M											
J24	Baylor											
J28	at Kansas State											
F1	at Kansas											
F4	Iowa State											
F6	Missouri											
F11	at Texas Tech											
F14	Texas											
F18	at Iowa State											
F22	Oklahoma State											
F25	at Baylor											
F29	at Texas											
M3	Texas A&M											

* Starter

FRASCHILLA'S CAREER HIGHS

Points	2 vs. South Carolina State (12/21/11)
Field Goals	1 vs. South Carolina State (12/21/11)
Field Goal Attempts	2 vs. South Carolina State (12/21/11)
3-Point Field Goals	None
3-Point Field Goal Attempts	None
Free Throws Made	None
Free Throw Attempts	None
Rebounds	1 vs. South Carolina State (12/21/11)
Assists	None
Blocked Shots	None
Steals	None
Minutes Played	2 (three times)



14 CARL BLAIR

6-2, 205, JUNIOR, GUARD
HOUSTON, TEXAS
(UNIVERSITY OF NEW ORLEANS)

PTS	REB	AST	MIN
3.1	1.6	2.6	14.8

BLAIR GAME BY GAME IN 2011-12


Date	Opponent	MIN	FG	3FG	FT	O-D-T	PF	A	TO	B	S	TP
N11	Idaho State	*27	3-7	3-6	3-6	0-6-6	4	5	2	0	0	12
N18	Coppin State	12	2-3	2-3	0-0	0-0-0	3	4	4	0	1	6
N24	vs. Washington State	6	0-1	0-1	0-0	0-0-0	1	0	3	0	0	0
N25	vs. Santa Clara	13	0-1	0-0	2-2	0-0-0	2	2	3	0	1	2
N27	vs. Saint Louis	17	1-4	1-2	0-0	0-1-1	0	1	4	0	2	3
D2	Sacramento State	17	1-3	1-3	2-2	3-2-5	0	3	1	0	1	5
D8	Oral Roberts	13	1-1	0-0	0-1	0-0-0	1	3	2	0	0	2
D10	Arkansas	14	0-1	0-0	3-4	0-2-2	1	2	1	0	2	3
D17	vs. Houston	13	0-1	0-0	0-0	1-1-2	1	2	1	0	1	0
D21	South Carolina State	19	1-4	1-3	0-0	1-1-2	2	5	2	0	1	3
D29	at Cincinnati	13	0-0	0-0	0-0	0-1-1	2	1	2	0	2	0
D31	Northwestern State	17	0-1	0-0	2-3	0-2-2	3	6	3	1	1	2
J3	at Missouri (7)	11	0-1	0-1	2-2	0-0-0	2	1	2	0	0	0
J7	Kansas (14)											
J9	at Oklahoma State											
J14	Kansas State											
J17	Texas Tech											
J21	at Texas A&M											
J24	Baylor											
J28	at Kansas State											
F1	at Kansas											
F4	Iowa State											
F6	Missouri											
F11	at Texas Tech											
F14	Texas											
F18	at Iowa State											
F22	Oklahoma State											
F25	at Baylor											
F29	at Texas											
M3	Texas A&M											

* Starter

BLAIR'S CAREER HIGHS

Points23 vs. Arkansas State (2/6/10*)
Field Goals6 (four times)
Field Goal Attempts13 vs. Arkansas State (2/25/10*)
3-Point Field Goals3 (twice)
3-Point Field Goal Attempts7 (three times)
Free Throws Made9 (four times)
Free Throw Attempts13 vs. Colorado (1/22/11)
Rebounds11 vs. Florida International (1/2/10)
Assists11 (twice)
Blocked Shots1 (four times)
Steals3 (five times)
Minutes Played40 (twice*)

* At University of New Orleans



15 TYLER NEAL

6-7, 227, SOPHOMORE, FORWARD
OKLAHOMA CITY, OKLA.
(PUTNAM CITY WEST HS)

PTS	REB	3FG%	MIN
6.0	3.2	.395	17.3

NEAL GAME BY GAME IN 2011-12

Date	Opponent	MIN	FG	3FG	FT	O-D-T	PF	A	TO	B	S	TP
N11	Idaho State	15	2-3	0-0	0-0	4-3-7	1	1	2	0	1	4
N18	Coppin State	18	3-8	3-6	0-0	1-2-3	3	1	1	0	0	9
N24	vs. Washington State	13	0-1	0-1	2-2	0-3-3	2	0	0	1	0	2
N25	vs. Santa Clara	8	1-2	1-2	0-0	0-2-2	2	0	0	0	0	3
N27	vs. Saint Louis	16	1-2	1-2	4-4	1-0-1	1	0	0	0	1	7
D2	Sacramento State	19	3-7	2-5	0-0	0-3-3	1	1	2	0	0	8
D8	Oral Roberts	19	1-1	1-1	2-2	0-3-3	1	1	2	0	2	5
D10	Arkansas	28	5-9	4-8	4-4	0-5-5	3	4	1	0	0	18
D17	vs. Houston	23	2-4	1-3	4-5	2-4-6	3	1	1	0	2	9
D21	South Carolina State	17	1-7	0-3	1-2	0-2-2	1	1	1	0	2	3
D29	at Cincinnati	21	3-8	2-6	0-1	1-4-5	5	0	1	0	0	8
D31	Northwestern State	14	1-1	0-0	0-0	0-1-1	2	0	3	0	0	2
J3	at Missouri (7)	14	0-3	0-1	0-0	0-0-0	2	1	2	0	0	0
J7	Kansas (14)											
J9	at Oklahoma State											
J14	Kansas State											
J17	Texas Tech											
J21	at Texas A&M											
J24	Baylor											
J28	at Kansas State											
F1	at Kansas											
F4	Iowa State											
F6	Missouri											
F11	at Texas Tech											
F14	Texas											
F18	at Iowa State											
F22	Oklahoma State											
F25	at Baylor											
F29	at Texas											
M3	Texas A&M											

* Starter

NEAL'S CAREER HIGHS

Points18 vs. Arkansas (12/10/12)
Field Goals5 vs. Arkansas (12/10/12)
Field Goal Attempts9 vs. Arkansas (12/10/12)
3-Point Field Goals4 vs. Arkansas (12/10/12)
3-Point Field Goal Attempts8 vs. Arkansas (12/10/12)
Free Throws Made6 vs. Virginia (11/23/10)
Free Throw Attempts6 (three times)
Rebounds7 (twice)
Assists4 vs. Arkansas (12/10/12)
Blocked Shots1 (four times)
Steals2 (three times)
Minutes Played28 (twice)



21 CAMERON CLARK

6-6, 198, SOPHOMORE, GUARD
SHERMAN, TEXAS
(SHERMAN HS)

PTS	REB	AST	MIN
8.5	3.5	1.7	25.0

CLARK GAME BY GAME IN 2011-12

Date	Opponent	MIN	FG	3FG	FT	O-D-T	PF	A	TO	B	S	TP
N11	Idaho State	*22	1-10	0-3	0-2	1-2-3	2	0	1	0	2	2
N18	Coppin State	*20	2-8	0-0	0-0	1-3-4	1	4	1	2	1	4
N24	vs. Washington State	*29	5-9	0-1	1-3	1-1-2	2	1	2	0	1	11
N25	vs. Santa Clara	*26	3-10	0-0	5-6	2-0-2	3	1	2	0	0	11
N27	vs. Saint Louis	*28	7-13	0-0	0-2	3-3-6	3	1	2	1	0	14
D2	Sacramento State	*26	7-12	3-5	1-2	0-3-3	1	3	0	3	2	18
D8	Oral Roberts	*30	5-8	2-2	4-6	1-7-8	2	2	2	0	0	16
D10	Arkansas	*13	0-3	0-1	0-0	0-1-1	2	3	1	0	0	0
D17	vs. Houston	*26	6-11	0-1	2-2	0-2-2	3	0	4	0	0	14
D21	South Carolina State	*26	4-10	0-0	0-0	1-1-2	0	1	1	2	1	8
D29	at Cincinnati	*21	0-7	0-0	0-0	0-2-2	2	3	1	0	0	0
D31	Northwestern State	*30	1-5	0-0	2-2	1-8-9	3	0	3	0	0	4
J3	at Missouri (7)	*28	2-7	0-0	4-4	1-0-1	0	3	0	0	0	8
J7	Kansas (14)											
J9	at Oklahoma State											
J14	Kansas State											
J17	Texas Tech											
J21	at Texas A&M											
J24	Baylor											
J28	at Kansas State											
F1	at Kansas											
F4	Iowa State											
F6	Missouri											
F11	at Texas Tech											
F14	Texas											
F18	at Iowa State											
F22	Oklahoma State											
F25	at Baylor											
F29	at Texas											
M3	Texas A&M											

* Starter

CLARK'S CAREER HIGHS

Points	26 vs. Central Arkansas (12/30/10)
Field Goals	11 vs. Baylor (2/2/11)
Field Goal Attempts	19 vs. Baylor (2/2/11)
3-Point Field Goals	4 vs. Central Arkansas (12/30/10)
3-Point Field Goal Attempts	7 vs. Baylor (2/2/11)
Free Throws Made	6 vs. Oklahoma State (3/5/11)
Free Throw Attempts	7 vs. Oklahoma State (3/5/11)
Rebounds	11 vs. Coppin State (11/12/10)
Assists	4 (twice)
Blocked Shots	3 vs. Sacramento State (12/2/11)
Steals	3 vs. Oral Roberts (12/11/10)
Minutes Played	44 vs. Iowa State (1/29/11)



24 ROMERO OSBY

6-8, 232, JUNIOR, FORWARD
MERIDIAN, MISS.
(MISSISSIPPI STATE UNIVERSITY)

PTS	REB	BLK	MIN
10.5	8.3	1.0	27.5

OSBY GAME BY GAME IN 2011-12

Date	Opponent	MIN	FG	3FG	FT	O-D-T	PF	A	TO	B	S	TP
N11	Idaho State	*31	5-9	1-1	6-7	6-4-10	3	4	2	2	1	17
N18	Coppin State	*22	4-8	0-0	3-4	4-6-10	0	0	0	1	1	11
N24	vs. Washington State	*26	3-7	1-2	2-2	2-4-6	2	0	0	0	0	9
N25	vs. Santa Clara	*32	3-8	0-1	3-4	3-7-10	2	1	3	1	0	9
N27	vs. Saint Louis	*24	6-13	0-1	2-4	4-2-6	3	0	1	0	0	14
D2	Sacramento State	*23	4-5	0-0	0-0	2-2-4	0	3	1	0	1	8
D8	Oral Roberts	*21	3-4	0-1	1-2	4-3-7	5	0	1	2	0	7
D10	Arkansas	*32	2-5	0-0	6-6	2-5-7	0	2	2	2	0	10
D17	vs. Houston	*19	2-11	0-0	1-2	5-5-10	2	0	1	1	1	5
D21	South Carolina State	*27	4-13	0-0	2-6	4-14-18	1	1	1	1	3	10
D29	at Cincinnati	*38	6-10	0-0	0-0	2-10-12	1	0	1	0	0	12
D31	Northwestern State	*31	8-13	0-0	2-2	0-5-5	1	0	0	2	0	18
J3	at Missouri (7)	*32	3-7	0-1	0-0	0-3-3	2	1	0	1	1	6
J7	Kansas (14)											
J9	at Oklahoma State											
J14	Kansas State											
J17	Texas Tech											
J21	at Texas A&M											
J24	Baylor											
J28	at Kansas State											
F1	at Kansas											
F4	Iowa State											
F6	Missouri											
F11	at Texas Tech											
F14	Texas											
F18	at Iowa State											
F22	Oklahoma State											
F25	at Baylor											
F29	at Texas											
M3	Texas A&M											

* Starter

OSBY'S CAREER HIGHS

Points	17 vs. Idaho State (11/11/11)
Field Goals	8 vs. Northwestern State (12/31/11)
Field Goal Attempts	13 (four times)
3-Point Field Goals	2 (five times)
3-Point Field Goal Attempts	3 (seven times)
Free Throws Made	7 vs. Texas Tech (11/29/08*)
Free Throw Attempts	10 vs. Texas Tech (11/29/08*)
Rebounds	18 vs. South Carolina State (12/21/11)
Assists	4 (three times)
Blocked Shots	2 (eight times)
Steals	3 (twice)
Minutes Played	38 (twice)

* At Mississippi State



31 BARRY HONORÉ

6-7, 270, SENIOR, FORWARD
GARLAND, TEXAS
(SOUTHERN UNIVERSITY)

PTS	REB	BLK	MIN
1.1	1.1	0.5	5.2


HONORÉ GAME BY GAME IN 2011-12

Date	Opponent	MIN	FG	3FG	FT	O-D-T	PF	A	TO	B	S	TP
N11	Idaho State	5	1-1	0-0	0-0	0-0-0	0	0	0	2	0	2
N18	Coppin State	8	0-0	0-0	2-2	2-1-3	0	0	1	1	0	2
N24	vs. Washington State	1	0-0	0-0	0-0	0-0-0	0	0	0	0	0	0
N25	vs. Santa Clara	2	0-0	0-0	0-0	0-0-0	1	0	1	0	0	0
N27	vs. Saint Louis	1	0-0	0-0	0-0	0-0-0	0	0	0	0	0	0
D2	Sacramento State	5	1-3	0-0	0-0	1-0-1	1	0	1	1	0	2
D8	Oral Roberts	3	0-2	0-0	0-0	0-0-0	0	0	0	0	0	0
D10	Arkansas	10	1-1	0-0	0-0	2-1-3	2	0	0	1	0	2
D17	vs. Houston	5	0-0	0-0	0-0	0-0-0	0	0	0	1	0	0
D21	South Carolina State	10	1-1	0-0	0-0	2-0-2	0	0	0	1	0	2
D29	at Cincinnati	2	0-0	0-0	0-0	0-1-1	0	0	0	0	0	0
D31	Northwestern State	12	1-2	0-0	2-4	3-1-4	1	2	1	0	0	4
J3	at Missouri (7)	4	0-1	0-0	0-0	0-0-0	1	0	0	0	0	0
J7	Kansas (14)											
J9	at Oklahoma State											
J14	Kansas State											
J17	Texas Tech											
J21	at Texas A&M											
J24	Baylor											
J28	at Kansas State											
F1	at Kansas											
F4	Iowa State											
F6	Missouri											
F11	at Texas Tech											
F14	Texas											
F18	at Iowa State											
F22	Oklahoma State											
F25	at Baylor											
F29	at Texas											
M3	Texas A&M											

* Starter

HONORÉ'S OKLAHOMA HIGHS

Points	6 (twice)
Field Goals	3 (twice)
Field Goal Attempts	4 vs. Texas Southern (11/18/10)
3-Point Field Goals	None
3-Point Field Goal Attempts	1 vs. Texas A&M (1/8/11)
Free Throws Made	2 vs. Northwestern State (12/31/11)
Free Throw Attempts	4 vs. Northwestern State (12/31/11)
Rebounds	4 vs. Northwestern State (12/31/11)
Assists	2 (twice)
Blocked Shots	2 (twice)
Steals	None
Minutes Played	19 vs. Texas Southern (11/18/10)



32 CASEY ARENT

6-10, 227, JUNIOR, CENTER
PENRYN, CALIF.
(SIERRA COLLEGE)

PTS	REB	STL	MIN
2.0	3.0	0.4	9.3

ARENT GAME BY GAME IN 2011-12

Date	Opponent	MIN	FG	3FG	FT	O-D-T	PF	A	TO	B	S	TP
N11	Idaho State	12	1-2	0-0	2-2	1-0-1	1	0	3	0	1	4
N18	Coppin State	13	3-5	0-0	0-0	3-6-9	2	1	1	1	0	6
N24	vs. Washington State	9	1-3	0-0	0-0	2-1-3	0	0	2	1	0	2
N25	vs. Santa Clara	8	1-2	0-0	0-0	1-1-2	2	0	0	0	0	2
N27	vs. Saint Louis	15	1-2	0-0	0-0	1-0-1	3	0	0	0	0	2
D2	Sacramento State	13	0-2	0-0	0-0	1-2-3	1	0	3	0	2	0
D8	Oral Roberts	6	0-3	0-0	0-0	2-0-2	2	0	1	0	0	0
D10	Arkansas	5	0-1	0-0	0-0	0-0-0	2	0	1	0	1	0
D17	vs. Houston					DNP						
D21	South Carolina State	10	2-4	0-0	0-0	4-5-9	2	0	1	0	0	4
D29	at Cincinnati					DNP						
D31	Northwestern State	7	0-0	0-0	2-2	0-1-1	3	0	0	0	0	2
J3	at Missouri (7)	4	0-2	0-0	0-0	1-1-2	1	0	0	0	0	0
J7	Kansas (14)											
J9	at Oklahoma State											
J14	Kansas State											
J17	Texas Tech											
J21	at Texas A&M											
J24	Baylor											
J28	at Kansas State											
F1	at Kansas											
F4	Iowa State											
F6	Missouri											
F11	at Texas Tech											
F14	Texas											
F18	at Iowa State											
F22	Oklahoma State											
F25	at Baylor											
F29	at Texas											
M3	Texas A&M											

* Starter

ARENT'S CAREER HIGHS

Points	6 vs. Coppin State (11/18/11)
Field Goals	3 vs. Coppin State (11/18/11)
Field Goal Attempts	5 vs. Coppin State (11/18/11)
3-Point Field Goals	None
3-Point Field Goal Attempts	None
Free Throws Made	2 (twice)
Free Throw Attempts	2 (twice)
Rebounds	9 (twice)
Assists	1 vs. Coppin State (11/18/11)
Blocked Shots	1 (twice)
Steals	2 vs. Sacramento State (12/2/11)
Minutes Played	15 vs. Saint Louis (11/27/11)

ROSTERS

NUMERICAL

No.	Name	Pos.	Cl.	Ht.	Wt.	Hometown (Last School)
1	Sam Grooms	G	Jr.	6-1	203	Greensboro, N.C. (Chipola College [Fla.])
2	Steven Pledger**	G	Jr.	6-4	222	Chesapeake, Va. (Atlantic Shores Christian School)
3	T.J. Franklin^	G	Sr.	5-11	175	Fort Worth, Texas (North Crowley HS)
4	Andrew Fitzgerald**	F	Jr.	6-8	247	Baltimore, Md. (Brewster Academy [N.H.])
5	C.J. Washington*	F	Sr.	6-7	230	Stringtown, Okla. (Connors State JC)
12	Jarrold Kruger#	G	So.	6-1	174	Topeka, Kan. (Kansas State University)
13	James Fraschilla^	G	Fr.	5-10	142	Dallas, Texas (Highland Park HS)
14	Carl Blair*	G	Jr.	6-2	205	Houston, Texas (University of New Orleans)
15	Tyler Neal*	F	So.	6-7	227	Oklahoma City, Okla. (Putnam City West HS)
21	Cameron Clark*	G	So.	6-6	198	Sherman, Texas (Sherman HS)
22	Amath M'Baye#	F	Jr.	6-9	214	Bordeaux, France (University of Wyoming)
24	Romero Osby	F	Jr.	6-8	232	Meridian, Miss. (Mississippi State University)
31	Barry Honoré*^	F	Sr.	6-7	270	Garland, Texas (Southern University)
32	Casey Arent	C	Jr.	6-10	227	Penryn, Calif. (Sierra College)

ALPHABETICAL

No.	Name	Pos.	Cl.	Ht.	Wt.	Hometown (Last School)
32	Casey Arent	C	Jr.	6-10	227	Penryn, Calif. (Sierra College)
14	Carl Blair*	G	Jr.	6-2	205	Houston, Texas (University of New Orleans)
21	Cameron Clark*	G	So.	6-6	198	Sherman, Texas (Sherman HS)
4	Andrew Fitzgerald**	F	Jr.	6-8	247	Baltimore, Md. (Brewster Academy [N.H.])
3	T.J. Franklin^	G	Sr.	5-11	175	Fort Worth, Texas (North Crowley HS)
13	James Fraschilla^	G	Fr.	5-10	142	Dallas, Texas (Highland Park HS)
1	Sam Grooms	G	Jr.	6-1	203	Greensboro, N.C. (Chipola College [Fla.])
31	Barry Honoré*^	F	Sr.	6-7	270	Garland, Texas (Southern University)
12	Jarrold Kruger#	G	So.	6-1	174	Topeka, Kan. (Kansas State University)
22	Amath M'Baye#	F	Jr.	6-9	214	Bordeaux, France (University of Wyoming)
15	Tyler Neal*	F	So.	6-7	227	Oklahoma City, Okla. (Putnam City West HS)
24	Romero Osby	F	Jr.	6-8	232	Meridian, Miss. (Mississippi State University)
2	Steven Pledger**	G	Jr.	6-4	222	Chesapeake, Va. (Atlantic Shores Christian School)
5	C.J. Washington*	F	Sr.	6-7	230	Stringtown, Okla. (Connors State JC)

* Letters earned at Oklahoma

^ Walk-on

Sitting out the 2011-12 season due to NCAA transfer rules

STAFF

Head Coach: Lon Kruger (Kansas State '75)

Assistant Coaches:

Chris Crutchfield (Nebraska-Omaha '92)

Steve Henson (Kansas State '90)

Lew Hill (Wichita State '88)

Director of Operations:

Mike Shepherd (Kansas State '98)

Video Coordinator:

Scott Thompson (Mississippi '02)

Director of Student-Athlete Performance:

Jozsef Szendrei (Oklahoma '03)

Trainer: Alex Brown (Appalachian State '79)

PRONUNCIATION GUIDE

Casey **Arent**: ARNT

James **Fraschilla**: frush-SHILL-UH

Barry **Honoré**: ahn-o-RAY

Amath M'Baye: ah-MOTT EM-by

Romero **Osby**: AHZ-bee